

**ALL INDIA INSTITUTE OF MEDICAL SCIENCES**

**NEW DELHI**

# PROSPECTUS



**JANUARY 2018 SESSION**

**Post-Graduate & Post-Doctoral  
Course [DM/M.Ch & MD  
(Hospital Administration)]**

## IMPORTANT DATES AT A GLANCE

**Last date for Online Registration of Application on AIIMS website** [www.aiimsexams.org](http://www.aiimsexams.org)

**25.09.2017**  
(upto 5:00 P.M.)

### Important Notice

1. Please fill the Online Application carefully. It may not be possible to make changes after Registration as indicated.
2. Any Amendment/Rectification/Change/Editing is NOT allowed in Name, Date of Birth and Community i.e. SC/ST/OBC(NCL)/UR & OPH status after payment of application fee through Debit/Credit Card/Net Banking.
3. Other changes in the online Registration/Application i.e. Nationality, Sponsored to General, General to Sponsored etc. will NOT be permitted after 25.09.2017.
4. Applicants may note that further correspondence will NOT be entertained in this regard.

Date of Uploading Prospectus and Registration of Online Application through web portal	05.09.2017	Tuesday
Last date for Registration of Online application	25.09.2017	Monday

### DM / M.Ch (3 yrs) & MD (Hospital Administration)

• Status of Application & Rejected application with reason for rejection. Applicants are required to check status on <b>14.10.2017</b> through the Registration Status of My Page after Login.	13.10.2017	Friday
• Last date for submission of required documents for Regularization of Rejected Application. No Correspondence will be entertained after <b>20.10.2017</b> under any circumstances and candidates are requested NOT TO CONTACT the Examination Section.	20.10.2017	Friday
• Last date for Ministry of Health & Family Welfare, Govt. of India to forward an approval regarding "No Objection" to the Foreign National for appearing in the DM/M.Ch & MD (Hosp. Administration). Entrance Examination for January 2018 session.	20.10.2017	Friday
• Finalization of Centres and allotment of Roll Nos/Admit Card on website.	24.10.2017	Tuesday
• <b>Written Test through online (CBT) mode</b>	<b>05.11.2017</b>	<b>Sunday</b>
• <i>Expected date of declaration of Result (Stage I)</i>	09. 11.2017	Thursday
• Departmental Assessment	20.11.2017, 21.11.2017 & 22.11.2017	Monday, Tuesday & Wednesday
• Final result	27.11.2017	Monday
• Last date for admission in the course of DM/M.Ch & MD(Hospital Administration)	28.02.2018	Wednesday

To facilitate quick redressal of queries use registered email Id of Registration Form. Replies/Clarifications will only be given through this email.

### Declaration of Results

**Results for DM/M.Ch & MD (Hospital Administration) will be only available on website at [www.aiimsexams.org](http://www.aiimsexams.org)**

**Result of individual candidate will NOT be informed on telephone and candidates are advised NOT to call the Examination Section for such information. However, individual result can be checked after declaration of final result from the website through the Result of My Page after Login.**

### Application Fee

- General / OBC Category: Rs.1000/- + Transaction Charges as applicable
- SC/ST Category: Rs. 800/- + Transaction Charges as applicable
- OPH Candidates is exempted from any Fee

**Mode of payment: Through Debit/Credit Card/Net Banking**

All applicants are advised to read the Prospectus and Help Manual carefully before starting Online Registration and ensure that no column is left blank. In the event of rejection of the application form, no correspondence/request for reconsideration, will be entertained. Applicants are also advised to download and take a print of the Registration Slip. They should retain a copy of Registration Slip till the completion of Admission Process.

Please visit [www.aiimsexams.org](http://www.aiimsexams.org) regularly for latest notification/announcement as well any Addendum/ Dedendum/Corrigendum/Latest updates etc. regarding this Examination.

# CONTENTS

Section	Particulars	Page No.
I	<b>INTRODUCTION</b>	1
II	<b>AIMS and OBJECTIVES</b>	1
III	<b>D.M./M.Ch. Courses</b> Number of seats, Duration, Eligibility and other terms & conditions etc.	2 - 7
IV	<b>M.D. (Hospital Administration) :</b> Number of seats, Duration, Eligibility and other terms & conditions etc.	7 - 8
V	<b>IMPORTANT INSTRUCTIONS APPLICABLE TO ALL EXAMINATIONS:</b>	
	Instructions for filling the Online Application Form	9
	Online Registration & Submission of Application Form	9
	Filling of Name of College of UG & PG Courses	9
	Status of online Registration, Documents to be Attached with Registration Slip	9
	SUBMISSION OF APPLICATION BY CANDIDATES WHO ARE EMPLOYED	10
	Requirements for Admission of Sponsored Candidates	10
	Requirements for Admission of Foreign Nationals/Overseas Citizen of India (OCI)	10
	Submission of Caste Certificate by SC / ST / OBC Candidates	11
	Procedure if there is any Discrepancy Noticed	11 - 12
VI	<b>GENERAL INFORMATION</b>	12 - 14
VII	<b>Appendix - I State Code</b>	14
VIII	<b>Appendix - II User Manual</b> (Important Instructions for Applicants Filling Online Application Form)	15 - 33
IX	<b>Instructions related to Photograph, Signature and Left Thumb Impression</b>	34 - 39
	Format of Sponsored Certificate	40
	Proforma Prescribed for Other Backward Class (OBC)	41
	Form Prescribed for SC/ST Certificate	42
	Disclaimer	43
	<b><i>Frequently Asked Questions Enquiries relating to Entrance Examination (FAQs)</i></b>	



## **INTRODUCTION**

An Act of Parliament in 1956 established the All India Institute of Medical Sciences (AIIMS) as an autonomous institution of national importance and defined its objectives and functions. By virtue of this Act, the Institute grants its own medical degrees and other academic distinctions. The degrees granted by the Institute under the All India Institute of Medical Sciences Act are recognized medical qualifications for the purpose of the Indian Medical Council Act and notwithstanding anything contained therein, are deemed to be included in the first schedule of that Act, entitling the holders to the same privileges as those attached to the equivalent awards from the recognized Universities of India.

## **AIMS & OBJECTIVES**

In the field of postgraduate and post doctoral education, the most important function of the Institute is to provide opportunities to train teachers for medical colleges in the country in an atmosphere of research and development. Postgraduate and Post Doctoral students are exposed to newer methods of teaching and given opportunities to actively participate in teaching exercises. The other important objectives of the Institute is to bring together in one place educational facilities of the highest order for the training of personnel in all the important branches of health activity and to attain self-sufficiency in postgraduate medical education. The educational principles and practices being adopted are best suited to the needs of the nation.



## NUMBER OF SEATS

The facilities for post-doctoral courses are available in the following super specialties for **January 2018** Session:

Subject Code	Department	Subject / Speciality	General Seats	Sponsored Seats
<b>D.M.</b>				
01	Psychiatry	Addiction Psychiatry (NDDTC)	2	1
02	CTVS	Cardiac Surgical Intensive Care	3	2
03	Cardiac-Anaesthesiology	Cardiac Anaesthesiology	1	1
04	Cardiology	Cardiology	4 **2	1
05	Hematology	Clinical Hematology	1 **2	1
06	Pharmacology	Clinical Pharmacology	0	3
07	Anaesthesiology and Critical Care	Critical Care Medicine	4	1
08	Endocrinology & Metabolism	Endocrinology	0	1
09	Gastroenterology & HNU	Gastroenterology	4	1
10	Hematology	Haemato-Pathology	1	0
11	Medicine & Microbiology	Infectious Diseases	2	0
12	Pediatrics	Medical Genetics	1	2
13	Medical Oncology	Medical Oncology	3	1
14	Pediatrics	Neonatology	1 **1	1
15	Nephrology	Nephrology	2	1
16	Neuro-Anaesthesiology & Critical Care	Neuro-Anaesthesiology & Critical Care	4 **1	1
17	Neurology	Neurology	6	2
18	Neuroimaging and Interventional Neuroradiology	Neuroimaging and Interventional Neuroradiology	1	1
19	Onco-Anaesthesiology and Palliative Medicine Dr.BRAIRCH	Onco-Anaesthesia, Dr.BRAIRCH	3	3
20	Cardiology	Pediatric Cardiology	1	1
21	Pediatrics	Pediatric Nephrology	1	1
22	Pediatrics	Pediatric Neurology	1	1
23	Pediatrics	Pediatric Pulmonology & Intensive Care	1	1
24	Pulmonary Medicine & Sleep Disorders	Pulmonary, Critical Care & Sleep Medicine	2 *1 **1	2 **1
25	Obstetrics & Gynaecology	Reproductive Medicine	1	0
26	Nuclear Medicine	Therapeutic Nuclear Medicine	1	1
27	Cardiac-Radiology	Vascular Radiology	2	1
<b>TOTAL</b>			<b>53+1+7=61</b>	<b>32+0+1=33</b>
<b>M.Ch.</b>				
28	Surgery	Breast, Endocrine and General Surgery	1	0
29	CTVS	Cardiothoracic and Vascular Surgery	4 **1	3
30	G.I. Surgery	G.I. Surgery	3	0
31	Obstetrics & Gynaecology	Gynaecologic Oncology	1	1

32	ENT	Head-Neck Surgery and Oncology	1	1
33	Surgery	Minimal Access Surgery & General Surgery	1	0
34	Neuro-Surgery	Neurosurgery	5 **2	0 *1 **1
35	Pediatric Surgery	Pediatric Surgery	0 *1 **2	1 *1
36	Plastic and Reconstructive Surgery	Plastic and Reconstructive Surgery	4 **2	0
37	Surgical Oncology	Surgical Oncology	1	1
38	Surgery Trauma Centre	Trauma Surgery and Critical Care	3 **1	1
39	Urology	Urology	2 **1	0
<b>TOTAL</b>			<b>26+1+9=36</b>	<b>8+2+1=11</b>

- **For AIIMS Bhubaneswar Seats**
- \*\* **For AIIMS Rishikesh Seats**

**Note: Candidate is allowed to submit application for one speciality / subject only**

**All the seats falling vacant before the declaration of result of DM/M.Ch entrance examination in the subject seats have already been advertised will be included.**

## 2. ELIGIBILITY

- I) **Educational qualification:** A candidate must possess a degree in MD/MS or DNB from a University recognized by the MCI in the respective discipline as mentioned hereunder:-

DM COURSES	REQUIRED QUALIFICATION
CARDIOLOGY	M.D. in Medicine/Pediatrics of this Institute or any other University or equivalent degree recognized by the MCI
ENDOCRINOLOGY	
NEPHROLOGY	
NEUROLOGY	
MEDICAL ONCOLOGY	
CLINICAL HEMATOLOGY	M.D. in Medicine of this Institute or any other University or equivalent degree recognized by the MCI
GASTROENTEROLOGY	
PULMONARY CRITICAL CARE & SLEEP MEDICINE	M.D in Medicine/MD Pulmonary Medicine/MD Chest Medicine/MD Respiratory Medicine of this Institute or any other University or equivalent degree recognized by the MCI
HEMATOPATHOLOGY	M.D in Pathology/Lab. Medicine of this Institute or any other University or equivalent degree recognized by the MCI
NEUROIMAGING AND INTERVENTIONAL NEURORADIOLOGY	M.D.in Radiodiagnosis of this Institute or any other University or equivalent degree recognized by the MCI
CARDIAC-ANAESTHESIOLOGY	M.D.in Anesthesiology of this Institute or any other University or equivalent degree recognized by the MCI
NEURO-ANAESTHESIOLOGY & CRITICAL CARE	
ONCO-ANESTHESIA, DR.BRAIRCH	
PEDIATRIC NEUROLOGY	M.D.in Pediatrics of this Institute or any other University or equivalent degree recognized by the MCI
NEONATOLOGY	
PEDIATRIC NEPHROLOGY	
PAEDIATRIC PULMONOLOGY & INTENSIVE CARE	
PEDIATRIC CARDIOLOGY	
CLINICAL PHARMACOLOGY	M.D.in Medicine/Pharmacology/Pediatrics of this Institute or any other University or equivalent degree recognized by the MCI

<b>CRITICAL CARE MEDICINE</b>	M.D. in Anaesthesiology/Medicine/Chest Medicine of this Institute or any other University or equivalent degree recognized by the MCI
<b>INFECTIOUS DISEASES</b>	M.D. in Medicine/Pediatrics/Microbiology/Tropical Medicine of this Institute or any other University or equivalent degree recognized by the MCI
<b>THERAPEUTIC NUCLEAR MEDICINE</b>	M.D. in Nuclear Medicine of this Institute or any other University or equivalent degree recognized by the MCI
<b>VASCULAR RADIOLOGY</b>	M.D. in Radio-Diagnosis of this Institute or any other University or equivalent degree recognized by the MCI
<b>ADDICTION PSYCHIATRY, NDDTC</b>	M.D. in Psychiatry of this Institute or any other University or equivalent degree recognized by the MCI
<b>MEDICAL GENETICS</b>	MD in Pediatrics/Medicine/Obstetrics and Gynaecology of this Institute or any other University or equivalent degree recognized by the MCI
<b>CARDIAC SURGICAL INTENSIVE CARE</b>	MD in Anaesthesia/Pediatrics/Medicine of this Institute or any other University or equivalent degree recognized by the MCI
<b>REPRODUCTIVE MEDICINE</b>	MD/MS in Obstetrics and Gynaecology of this Institute or any other University or equivalent degree recognized by the MCI

<b>M.Ch COURSES</b>	<b>REQUIRED QUALIFICATION</b>
<b>C.T.V.S</b>	M.S. degree in Surgery of this Institute or any other University or any other equivalent degree recognized by the MCI
<b>NEURO-SURGERY</b>	
<b>G.I.SURGERY</b>	
<b>PEDIATRIC SURGERY</b>	
<b>UROLOGY</b>	
<b>MINIMAL ACCESS SURGERY &amp; GENERAL SURGERY</b>	
<b>BREAST, ENDOCRINE AND GENERAL SURGERY</b>	M.S degree in Surgery/ENT of this Institute or any other University or any other equivalent degree recognized by the MCI
<b>SURGICAL ONCOLOGY</b>	
<b>HEAD-NECK SURGERY AND ONCOLOGY</b>	M.S degree in Surgery/ENT/Orthopedics of this Institute or any other University or any other equivalent degree recognized by the MCI
<b>PLASTIC AND RECONSTRUCTIVE SURGERY</b>	
<b>TRAUMA SURGERY AND CRITICAL CARE</b>	M.S degree in Surgery/Trauma and Emergency Surgery of this Institute or any other University or any other equivalent degree recognized by the MCI
<b>GYNAECOLOGIC ONCOLOGY</b>	MD/MS in Obstetrics & Gynecology of this Institute or any other University or equivalent degree recognized by MCI

- The candidates must have completed the requisite qualification, degree and tenure by 31.01.2018. The candidates who are likely to complete their 3 years requisite qualification, degree and tenure after 31.01.2018 will not eligible to appear in this examination.

### 3. AGE LIMIT:

- Upper Age limit is **35 years** as on **1<sup>st</sup> January, 2018.**
- Upper age limit is relaxable for **OBC Candidates by a maximum of 3 years.**
- Upper age limit is relaxable in case of **SC/ST candidates by a maximum of 5 years.**
- Upper age limit is relaxable for **Ex-Serviceman and Commissioned Officer including ECO, SSCO who have rendered or released on satisfactory assignment with age relaxation by a maximum of 5 years.**
- The upper age limit is not applicable to sponsored candidates.
- The persons with benchmark disabilities shall be given an upper age relaxation of five years for admission to DM/M.Ch for PWD candidates as per Right of persons with Disability Act, 2016.

#### 4. CENTRES FOR COMPETITIVE ENTRANCE EXAMINATION





- The Examination will be conducted at cities listed below **in online mode only** [Computer Based Test (CBT)].
- Applicant should indicate his/her choice of city of examination in the application form.
- The city of examination shall be allotted on first-come first-serve basis.
- The centre of examination once allotted on first come basis, (depending on number of nodes available) will not be changed and any request in this regard will not be entertained. **Applicants should therefore choose the choice of city with utmost care.**
- In case of any discrepancy in exercising choice of city or non-availability of centre in the city opted in the appropriate column of application; the centre allotted by AIIMS will be considered as final.**
- Applicants are advised to register themselves and submit their application form at the earliest without waiting for the last date, to avoid not getting the city/centre of their choice.

Sl. No.	Name of City	Code
1.	Chennai	01
2.	Delhi / NCR	02

Sl. No.	Name of City	Code
3.	Kolkata	03
4.	Mumbai	04

#### SCHEME OF MARKING

- Each correct response will get a score of 1 mark.
- Each incorrect response will get a score of -1/3 (minus-one-third).
- No credit will be given for the questions not answered or marked for review (*Questions marked for review shall be considered as unanswered.*)

			
CORRECT	WRONG	FOR REVIEW	NOT ANSWERED
+1	- 1/3	0	0

**If any discrepancy in any question is found in the Entrance Examination, the candidate is advised to write to Associate Dean (Exam), AIIMS, New Delhi – 110 608 within 24 hours on the following email: E-mail [subdeanexamsaiims@hotmail.com](mailto:subdeanexamsaiims@hotmail.com). This mail will only be used for discrepancy related to question. However, for other query please mail on [aiims.dmmchmha@gmail.com](mailto:aiims.dmmchmha@gmail.com)**

#### 6. METHOD OF SELECTION

Selections for D.M./M.Ch/MD (Hospital Administration) courses are made through 2-Stage Performance Evaluation basis:

**Stage I:** Written test carrying **80 marks of 90 minutes duration** in the subject the candidate has applied for. The question paper will consist of **80 Multiple Choice Questions (MCQs)**.

**Stage II:** Out of the candidates who are **50<sup>th</sup> percentile or above** [as per the decision of the meeting of the Academic Committee held on 14 September 2013] in the written test (Stage-I), candidates 3 times the number of seats advertised will be called for departmental clinical/practical/lab based assessment (carrying **20 marks**).

**Final Selection:** Final result will be declared based on total marks obtained in stage-1 and Stage-II Examination.

**Note: I)** The result of stage-I will be available on website of the Examination Section. **No individual intimation will be communicated to candidates.**



- II) Candidates who fail to attend any of the two stages mentioned above will not be eligible for admission.

Selected candidates are required to join on 01/01/2018 or before 15/01/2018. The last date of joining of selected candidates shall be 15<sup>th</sup> January, 2018.

- III) Last date for admission the DM/M.Ch/ & MD (Hospital Administration) Entrance Examination will be 28<sup>th</sup> February, 2018. In any circumstances, last date for admission will not be extended after 28<sup>th</sup> February, 2018.

## 7. PERCENTILE SCORES

Percentile scores are scores based on the relative performance of all those who appear for the examination

Basically the marks obtained are transformed into a scale ranging from 100 to 0 for each group of examinees

**The Percentile Score indicates the percentage of candidates that have scored EQUAL TO OR BELOW that particular Percentile in that examination.**

The highest score is converted to a Percentile score of 100.

The marks obtained in between the highest and lowest scores are also converted to appropriate Percentiles

***The Percentile Scores would be converted to 3 decimal places to avoid bunching effect and therefore reduce ties***

The following is a further explanation of the interpretation of the scores in an examination with **100 candidates.**

- If candidate A's Percentile score is 100, it indicates that amongst those who have taken the examination, 100% have scored either EQUAL TO OR LESS THAN the candidate A. It also indicates that no candidate has scored more than candidate A.
- If candidate B's Percentile score is 90, it indicates that 90% of the candidates who have taken the examination have scored either EQUAL TO OR LESS than candidate B. It also indicates that remaining candidates have scored more than candidate B.
- If candidate C's Percentile score is 50, it indicates that 50% of the candidates who have taken the examination have scored either EQUAL TO OR LESS than candidate C. It also indicates that remaining half of those who took the examination have scored more than candidate C.
- If candidate D's Percentile score is 30, it indicates that 30% of the candidates who have taken the examination have scored either EQUAL TO OR LESS than candidate D. It also indicates that remaining have scored more than candidate D.
- If candidate E's Percentile score is 1, it indicates that none of the candidates who have taken the examination have scored either EQUAL TO OR LESS than candidate E. It also indicates that all remaining candidates who took the examination have scored more than candidate.

## 8. METHOD OF RESOLVING TIES

According to age (Date of birth), the older candidate shall get preference over the younger one.

## 9. EMOLUMENTS

D.M./M.Ch. candidate selected for the post of Senior Resident will be paid emoluments as applicable to the post level 11 of the Pay Matrix (Pre-revised Pay Band-3 Rs.15600-39100+6600 Grade Pay) with entry pay of Rs.67700/- per month plus usual allowances as admissible under the rules or revised pay scale as per 7<sup>th</sup> CPC as applicable

## 10. LEAVE

1<sup>st</sup> year : 24 days; 2nd year : 30 days; 3rd year : 36 days.

## 11. INTERNAL ASSESSMENT

Internal assessment/progress report should be evaluated periodically by the faculty members of the concerned department on the theoretical knowledge and practical skills of a candidate. The Head of the Department should send such a internal assessment/progress report of each candidate on regular basis i.e. six monthly and send to the Academic Section of official records. The weightage of the internal assessment/progress report i.e. **20% marks of the candidate will be added in his/her final examination.**

## 12. DISSERTATION

Every candidate will be required to (a) one dissertation and protocol to be submitted within 4 months from the date of registration. (b) Relaxation for two months can be given by the Dean on merit of each case (c) furnish proof of having undertaken research of high order which may be in the form of a manuscript of an original article fit for publication or already accepted by an approved journal or (d) present evidence of having published papers of research value in the subject concerned in journals recognised by the Institute for this purpose. All these should have been done during the period of training at the Institute.

## 13. PENALTY

Original certificate of all candidates will be retained in the Academic Section at the time of joining. The same will be not be returned to the candidate before completion of the course unless he/she deposits a sum of **Rs.3,00,000/- (Rupees Three Lakhs Only)**. If any candidate who joins the DM/M.Ch/MD (Hospital Administration) course, leaves the said course within six months of joining, he/she shall be liable to pay a sum of **Rs.3,00,000/- (Rupees Three Lakhs Only)** and after six months of joining shall be liable to pay a sum of **Rs.5,00,000/- (Rupees Five Lakhs Only)** as compensation for losses incurred by the AIIMS due to such midstream departure. The salary for the month in which his/her resignation from the course becomes effective, shall also stand forfeited.

**Note:** The registration of those candidates who do not submit the dissertation at least three months prior to the commencement of the examination (31st January for May examination and 31st August for December examination) will not be eligible to appear in the final Examination.

## IV

## MD (Hospital Administration)

### 1. NUMBER OF SEATS:

Subject Code	Total	UR	OBC	SC	ST	Sponsored / FN
40	0	0	0	0	0	05

**Note:** In case any ST seat remains vacant (after calling all eligible candidates of ST category) then these seats will be transferred to SC category & vice versa. If any SC/ST seat remains vacant (after calling all eligible candidates of SC/ST category) then these vacant seats, shall be made available to the eligible General Category candidates. Similarly, in case the OBC seat remains vacant after calling all eligible OBC candidates then these vacant OBC seats shall be made available to the eligible general category candidates.

### 2. ELIGIBILITY:

**For Medical Graduates:** (1) The candidate must possess MBBS or an equivalent degree with a minimum experience of three years in a hospital in the relevant field or five years in general practice. A certificate issued by the District Magistrate in support of the general practice claimed should be enclosed with the application.

(2) The candidate must have obtained a minimum of 55% marks in aggregate in all MBBS professional examinations for other category including OBC category and 50% for candidate belonging to SCs/STs.

(3) The eligibility for Sponsored candidates will also be determined as mentioned in point No. 2.

### 3. DURATION OF COURSE

**For medical graduates :** A minimum of 3 academic years.

### 4. METHOD OF SELECTION

Selection is through a 2-stage Performance Evaluation similar to that for D.M./M.Ch. courses.

### 5. INTERNAL ASSESSMENT

Internal assessment/progress report should be evaluated periodically by the faculty members of the concerned department on the theoretical knowledge and practical skills of a candidate. The Head of the Department should send such a internal assessment/progress report of each candidate on regular basis i.e. six monthly and send to the Academic Section of official records. The weightage of the internal assessment/progress report i.e. **20% marks of the candidate will be added in his/her final examination.**

## 6. SUBMISSION OF PROTOCOL AND THESIS

The candidate registered for MD (Hospital Administration) course will be required to get his/her plan of thesis approved by his/her departmental faculty within **4 months or 6 months of enrolment** and submit it to Academic Section. **If a candidate fails to submit the thesis/protocol within the prescribed period, his/her registration will stand cancelled.** The last date for submission of thesis will be **31st August** for appearing in the **December** examination and **31st January** for appearing in **May** Examination.

## 7. EMOLUMENTS

Junior Residents MD (Hospital Administration) (three years tenure period) level 10 of the Pay Matrix (Pre—revised Pay Band-3 Rs.15600-39100+.5400 Grade Pay) with entry Pay of Rs.56100/- per month plus usual allowances as admissible under the rules in the first year of the residency or revised pay scale as per 7<sup>th</sup> CPC as applicable.

## 8. LEAVE

During the terms of tenure, the M.D. students will be entitled to the leave calculated on pro-rata basis i.e. JR (Acad.) during the first year of their tenure they will be sanctioned leave for only that much number of days which they have already earned. These leave cannot be carried forward for the purpose of availing leave. However, can be accumulated for the purpose of leave encashment on completion of tenure. Junior Residents are not entitled to any other leave except that mentioned above. The Residency Period as well as exam of residents, who avail leave over & above their entitlement, will be extended.

## 9. ASSESSMENT

At the end of first six months of the admission, each Junior Resident will be assessed and in case his/her performance is not found satisfactory, his/her registration may be cancelled.

## 10. RESERVATION OF SEATS

**49.5% of the total Post-Graduate seats (15% for SC, 7.5% ST and 27% for OBC) excluding those for Sponsored/Foreign National candidates are reserved for the candidates belonging to the Scheduled Castes, Scheduled Tribes and the Other Backward Classes (Non-creamy layer).**

## 11. PENALTY

Original certificate of all candidates will be retained in the Academic Section at the time of joining. The same will be not be returned to the candidate before completion of the course unless he/she deposits a sum of Rs.3,00,000/- (Rupees Three Lakhs Only). If any candidate who joins the DM/M.Ch/MD (HA) course, leaves the said course within six months of joining, he/she shall be liable to pay a sum of Rs.3,00,000/- (Rupees Three Lakhs Only) and after six months of joining shall be liable to pay a sum of Rs.5,00,000/- (Rupees Five Lakhs Only) as compensation for losses incurred by the AIIMS due to such midstream departure. The salary for the month in which his/her resignation from the course becomes effective, shall also stand forfeited.

## 12. IMPORTANT :

Please note that the candidates who have already done pursuing MD/MS in any subject or MD (Hospital Administration) at the time of selection/interview shall not be considered for admission to MD (Hospital Administration), if it is found at a later stage that the candidate has given false undertaking at the time of selection/interview his/her candidature/registration will be cancelled. The confirmed PG Seat will be allotted to the candidates only after giving an undertaking as above and after depositing all original certificates.



## 1. INSTRUCTIONS FOR FILLING THE ONLINE APPLICATION FORM

Candidate should fill in the Online Application with utmost care and follow the instructions and help manual as given in the APPENDIX - III of the Prospectus, step by step. Candidate should fill in the Online Application form correctly. Incorrect filled form may leads to rejection.

## 2. ONLINE REGISTRATION & SUBMISSION OF APPLICATION FORM

A candidate seeking admission to the Entrance Examination is required to submit his/her application in the prescribed format available online with the Prospectus on [www.aiimsexams.org](http://www.aiimsexams.org). The cost of Application Form includes the fee for entrance examination which is non-refundable and no correspondence in this regard will be entertained. The candidate is required to go through the Prospectus carefully and acquaint himself/herself with all requirements with regard to filling of the online application form.

**Online Registration:** After selecting the online registration, fill the mandatory details asked for and deposit the prescribed fee through debit/credit card/Net Banking. After submitting fees filled required information step by step. Follow the Instructions scrupulously.

It will be the responsibility of the candidate to ensure that correct details are filled in the Registration Slip. The Institute will not be responsible for any incorrect information/cancellation of candidature/loss or lack of communication etc. due to wrong filled online Application form.

**No candidate should register more than one application.**

**All applicants are required to ensure that Photo/Signature/Left Thumb Impression is uploaded according to the instructions provided in the Prospectus. Failure to do so may result in rejection of applications.**

**Duplicate applications from any applicant will result in cancellation of all such applications. No intimation regarding such summary rejections will be provided.**

## 3. FILLING OF NAME OF COLLEGE OF UG & PG COURSES

There will be drop down facility of College Code and Name of College for qualifying of Undergraduate course in the Online Registration form. However, for qualifying of Postgraduate Course the name of College where the course has done will be filled by the candidate manually in the Text Box.

## 4. STATUS OF ONLINE REGISTRATION

Acknowledgement of successful Online Registration will be forwarded to applicant's Registered Email ID. The Registration Form will remain Under Review regarding uploaded images and eligibility. However, candidates can check their status of uploaded images within three working days from the date of online Registration is done and subsequent further status updates. The rejected images can be updated till the registration is open.

The candidates are advised to check final status of their Registration Form regarding images and eligibility and Admit Card which will be available on AIIMS website [www.aiimsexams.org](http://www.aiimsexams.org) as per the schedule mentioned in the "IMPORTANT DATES AT A GLANCE".

**Admit Card for Accepted Registration Form will only be uploaded on the website. If the status of Registration Form or Admit Card is not available on website, he/she should immediately write an email to the Assistant Controller of Examinations, AIIMS, New Delhi-110608 on [aiims.dmmchmha@gmail.com](mailto:aiims.dmmchmha@gmail.com) along with full particulars of the Registration Form.**

## 5. DOCUMENTS TO BE ATTACHED WITH REGISTRATION SLIP

1) No document is required, except the following applicability:

(i) Sponsored Candidates and Foreign nationals.

1)	Sponsorship Certificate (in the case of sponsored candidate) in the format prescribed in the Prospectus, duly completed and signed by the competent authority.
2)	NOC from Ministry of Health & Family Welfare in case of Foreign National.

**Note:** Sponsored/Foreign national category candidates should send the above documents in a separate envelope to the **Asstt. Controller of Examinations, Examination Section, AIIMS, Ansari Nagar, New Delhi - 110 608** indicating their Registration No. on the top of the envelope and on the documents followed by the name of course/discipline applied for.



- (ii) The candidates who will qualify in Stage I result and called for Departmental Assessment must submit/send **self attested/attested copies of certificates/documents in support of their educational qualifications, marks, date of birth, category, experience etc.** by Speed Post or deposit in person so as to reach the **Asstt. Controller of Examinations, Examination Section, 1<sup>st</sup> Floor, Convergence Block, AIIMS, New Delhi-110608** on the specific day mentioned in the Stage I result and Prospectus.

**If a candidate fails to submit attested copies of the requisite documents as above, his/her candidature will be cancelled and he/she will not be allowed to participate in subsequent stages of selection/admission process.**

## **6. SUBMISSION OF APPLICATION BY CANDIDATES WHO ARE EMPLOYED**

The Institute does not have any objection if the candidates in employment apply for the above postgraduate course (except candidates for sponsored candidates for all courses submit their applications direct i.e. they are not required to submit their applications through proper channel). However, all such candidates should inform their employer in writing that they are applying for this Entrance Examination. They should also sign the Undertaking in the down loaded copy of Registration Slip that they have informed their employer about the submission of the application to AIIMS. If any communication is received from their department/office withholding permission to the candidate's appearing at the entrance examination/admission to the course, the candidature/admission of the candidate will be cancelled, and no further correspondence in this regard will be entertained. **(Sponsored candidates are required to route their Registration Slip through proper channel).**

## **7. REQUIREMENTS FOR ADMISSION OF "SPONSORED" CANDIDATES**

- Candidates who are permanent employees of any Central/State Government/Armed Forces or the Public Sector Undertaking/Autonomous Body can be sponsored by the respective Government/Defence Authorities or the Competent Authorities of PSU/Autonomous Body.**
- A State Government can sponsor candidates only for those Post Doctoral Super Speciality (D.M./M.Ch) courses which are not available in the State. A certificate regarding non-availability of the course (for which the candidate is being sponsored) in the concerned State, duly **signed by the Secretary/Director General of Health Services of the Central / State Government/ DGAFMS/Competent Authority or PSU/Autonomous Body viz Director/Executive Head of the concerned organization**, should be furnished in the format prescribed for this purpose.
- All eligible **"sponsored"** candidates will be called by the Institute for an entrance test.
- Seats as shown in the prospectus are available for **"sponsored"** candidates. Sponsored candidates will be designated as **"trainees"**.
- The subject for which the candidate is being sponsored should be clearly specified in the sponsorship form by the sponsoring authority. The candidate can be sponsored for **only one subject**. The applications of those candidates who are sponsored for more than one subject will not be considered.
- No **"Sponsored"** candidate will be paid any emoluments to the Institute during the training period. Such payments will be the responsibility of the sponsoring authority (i.e. Central/State Government or Defense Authorities).
- Sponsored candidates must submit/send **sponsorship certificate in original** from their employers in the following format along with the application form to the **Asstt. Controller of Examinations, Examination Section, 1<sup>st</sup> Floor, Convergence Block, AIIMS, New Delhi-110 608**. Those who fail to do so should submit it before the date of issue of Admit Cards as mentioned under "AT A GLANCE" in the Prospectus failing which their candidature will be cancelled.

## **8. REQUIREMENTS FOR ADMISSION OF FOREIGN NATIONALS/OVERSEAS CITIZEN OF INDIA (OCI)**

- Foreign nationals are required to fill in the prescribed online application form indicating the choice of subject (only one subject) for admission to Postgraduate courses leading to award of **DM/M.Ch. & MD (Hospital Administration) Entrance Examination**.
- The foreign nationals are required to send their Registration Slip of Online application through Diplomatic Channel. They are also required to appear in the Competitive Entrance Examination along with other candidates. An 'Advance Copy' to be submitted at AIIMS, New Delhi before the last date of online registration. However the application of all such candidates will be processed only after receipt of the same through Diplomatic Channel.
- The foreign nationals will be considered against the seats advertised under the "Sponsored" category for **DM/M.Ch. & MD (Hospital Administration) Entrance Examination** courses. They should be registered with MCI before they will be allowed to join the said course. If they are selected for the same.
- Seats are not reserved in any discipline for foreign nationals (except the bilateral agreement between the Government of India and any other nation).
- Nominations/No objection for the candidate should reach the Examination Section before the date of issue of the Admit Card as specified under "AT A GLANCE". In case of non-receipt of the nominations/clearance/no objection from the concerned Ministry by due date, their candidature will not be considered.
- No emoluments will be paid by AIIMS to the Foreign National candidates.
- OVERSEAS CITIZEN OF INDIA (OCI)** : OCI registered under Section 7A of Citizenship Act 1955 are also eligible to appear in PG courses and all terms and conditions applicable for Indian Nationals will be applicable to the candidates. The candidate will submit proof of Registration as OCI under Section 7A of Citizenship Act 1955 to be eligible to appear for this test.

## 9. SUBMISSION OF CASTE CERTIFICATE BY SC/ST/OBC CANDIDATES

After declaration of result of the Entrance Examination, candidates belong to Scheduled Caste/Scheduled Tribe and Other Backward Classes should submit, along with other requisite documents, an attested copy of a certificate from any one of the following **authorities stating that the candidate belongs to Scheduled Caste, Scheduled Tribe or Other Backward Classes in the prescribed form.**

- A. District Magistrate, Additional District Magistrate, Collector, Deputy Commissioner, Additional Deputy Commissioner, Deputy Collector, 1st Class Stipendiary Magistrate, City Magistrate, Sub-Divisional Magistrate, Taluka Magistrate, Executive Magistrate, Extra Assistant Commissioner.
- B. Chief Presidency Magistrate/Additional Chief Presidency Magistrate/Presidency Magistrate.
- C. Revenue Officer not below the rank of Tehsildar.
- D. Sub-Divisional Officer of the area where the candidate and his or her family normally resides.
- E. Administrator/Secretary to Administrator/Development Officer (Lakshadweep Island) or as authorised in the Constitution.

The candidate will be required to submit an undertaking to the effect of their caste. The detection of any discrepancy in the caste certificate shall entail cancellation of registration. This is as per the provisions made by Ministry of Personnel, Public Grievances and Pensions vide their order No. 36033/4/97-Estt. (RES) dated 25.7.2003 and No. 36011/3/2005-Estt. (RES) dated 9.9.2005 respectively.

**Candidates must note that a certificate from any other person/authority will not be accepted and no further correspondence in this regard shall be entertained. The name, designation and the seal of the officer should be legible in the certificate.**

10. **PROCEDURE IF THERE IS ANY DISCREPANCY NOTICED:** Discrepancy, if any, in the date and time of the entrance examination mentioned in the Prospectus, Admit Card etc. should be immediately brought to the notice of the **Assistant Controller of Examinations, AIIMS, New Delhi** through email. Complaints received after the examination will not be entertained. *In case any discrepancy is found in the information provided in the various documents, the data provided on the Application Form will be considered as final for all purposes.*
11. It will be the responsibility of the candidate to ensure that correct address, Mobile No. & email ID in the Application Form is filled. The Institute shall not be responsible for any miscommunication due to incorrect address, Mobile No. and email ID given by the applicant on the Application Form or non-receipt for any communication.
12. **Downloadable Admit cards of all the eligible candidates will be hosted on website [www.aiimsexams.org](http://www.aiimsexams.org) as per the schedule mentioned under 'AT A GLANCE'. All the candidates are advised to download their Admit Cards from the website. It may please be noted that the Admit Cards will not be sent by Post.**
13. Any Change in the address mobile No. and email ID should be immediately intimated to this office. Candidate should also ensure that any communication sent at the previous address is redirected to him/her at the new address.
14. If a candidate is at any stage found to have provided false information/certificate or is found to have withheld or concealed some information in his/her application form, he/she will be debarred from admission, his/her residency will be terminated with immediate effect.
15. If ineligibility is detected at any stage, candidature/admission of the candidate will be cancelled without any notice.
16. Candidate must not obtain or give or attempt to obtain or give irregular assistance of any kind during the examination; this will entail expulsion and cancellation of candidature for the examination. The admission of the candidate will be cancelled and appropriate criminal/civil proceedings will be initiated against the candidates, if at any stage of the examination the candidate is found to have secured admission by using any unfair means.
17. The Institute will not intimate the result of Entrance Test individual. No correspondence in this regard will be entertained. **However, the marks of individual candidate will be made available on AIIMS website [www.aiimsexams.org](http://www.aiimsexams.org) after declaration of final result by login their credential on my page.**
18. There is no provision for re-checking/re-evaluation of the answer sheets and no query in this regard will be entertained.
19. The decision of the Director of the Institute shall be final in the matter of selection of candidates for admission to various courses and no appeal will be entertained in this regard.
20. Selected candidates must join the course on the date stipulated in the letter of selection, failing which the selection/admission shall stand cancelled/withdrawn.

21. The selected candidates will have to submit the original Permanent Registration Certificate at the time of joining.
22. The selection of **Senior Residents (DM/M.Ch. & MD (Hosp. Admn.))** will be subject to medical fitness. No selected candidate will be permitted to pay fee/join the course unless declared medically fit by the Medical Board appointed by the Institute. The decision of the Medical Board shall be final.
23. Each candidate selected for admission shall have to pay the fee/dues within the prescribed period failing which his/her admission shall be cancelled.
24. Private practice in any form during the course is prohibited. The period of training is strictly full time and continuous.
25. The rules are subject to change in accordance with the decision of the Institute to be taken from time to time.
26. **Any dispute in regard to any matter referred to herein shall be subject to the jurisdiction of Delhi Courts alone.**

## VI

## GENERAL INFORMATION

### 1. FEES

Each candidate selected for admission will have to pay the following Course duration Fees and dues:

				DURATION
1.	Registration Fee	:	Rs. 25/-	
2.	Tuition Fee			
	i DM/M.Ch. ( Sponsored)	:	Rs. 1050/-	3 Years
	ii MD (H.A.) (Sponsored)	:	Rs. 700/-	2 Years
3.	Laboratory Fee			
	i. DM/M.Ch. ( Sponsored)	:	Rs. 120/-	3 Years
	ii MD (H.A.) (Sponsored)	:	Rs. 80/-	2 Years
4.	<b>Pot Money</b>			
	i DM/M.Ch. ( Sponsored)	:	Rs. 720/-	3 Years
	ii MD (H.A.) (Sponsored)	:	Rs. 480/-	2 Years
5.	Electricity			
	i DM/M.Ch. ( Sponsored)	:	Rs. 240/-	3 Years
	ii MD (H.A.) (Sponsored)	:	Rs. 240/-	3 Years
6.	Gymkhana Fee			
	i DM/M.Ch. ( Sponsored)	:	Rs. 120/-	3 Years
	ii MD (H.A.) (Sponsored)	:	Rs. 80/-	2 Years
7.	Caution Money	:	Rs. 100/-	
			(to be deposited by every student for the recovery of breakages or loss of Institute's equipment).	
8.	Hostel Security	:	Rs. 1000/- (Refundable)	

**(All Fees and dues payable at the time of admission)**

**Note: 1.** The Hostel Security deposit (refundable) i.e. Rs. 1000/-

**Note: 2.** Fees and other charges including hostel rent once paid shall not be refunded in any case and no correspondence will be entertained in this connection. However, the caution money will be refunded to those candidates who do not join the course. The caution money must be claimed within one year after completion of the course failing which it will be forfeited.

### 2. HOSTEL ACCOMMODATION

The unmarried **Senior Residents (DM/M.Ch/MD (Hospital Administration))** will be provided partially furnished accommodation **subject to availability**. Those married and living with family will be provided, **subject to availability**, partially furnished married hostel accommodation on recovery of rent as per rules of A.I.I.M.S. However, the sponsored Demonstrators will be charged a sum of Rs. 450/- per month for single room hostel accommodation and a sum of Rs. 650/- per month for married hostel accommodation.



### 3. INSTITUTE LIBRARY

The Institute library is well stocked with all important medical books and journals. Other facilities include photocopying, Medline, video monitor facilities and modern learning resources materials (LRM). Books and periodicals are loaned to bonafide members for a specified period of time.

The National Medical Library is also situated in the vicinity of the Institute campus.

### 4. CODE OF CONDUCT FOR STUDENTS AT AIIMS, NEW DELHI

#### (i) Maintenance of Discipline among students of the AIIMS :

1. All powers relating to discipline and disciplinary action are vested with the Director, AIIMS.
2. The Director, AIIMS may delegate all such powers, as he/she deems proper to the Dean and to such other persons as he/she may specify on his behalf.
3. Without prejudice to the generality of power to enforce discipline under the Rules. The following shall amount to acts of gross indiscipline :
  - a) Physical assault or threat to use physical force against any member of the teaching or nonteaching staff of any Department/Centre of AIIMS or any other persons within the premises/ Campus of AIIMS.
  - b) Carrying or use or threat of use of any weapon.
  - c) Violation of the status, dignity and honour of students belonging to the Scheduled Castes, Scheduled Tribes and Other Backward Castes.
  - d) Any practice, whether verbal or otherwise, derogatory to women.
  - e) Any attempt at bribing or corruption in any manner.
  - f) Willful destruction of institutional property.
  - g) Creating ill-will or intolerance on religious or communal grounds.
  - h) Causing disruption in any manner of the functioning of the AIIMS, New Delhi.
- i) **Regarding ragging the directive of Supreme Court will be followed strictly. It is as under :**  
**"As per direction of the Hon'ble Supreme Court of India, the Government has banned ragging completely in any form inside and outside of the campus and the Institute authorities are determined not to allow any form of the ragging. Whoever directly or indirectly commits, participates in abets or instigates ragging within or outside any educational Institution, shall be suspended, expelled or rusticated from the Institution and shall also be liable to fine which may extend to Rs. 10,000/-. The punishment may also include cancellation of admission suspension from attending the classes, withholding/withdrawing fellowship/scholarship and other financial benefits, withholding or cancelling the result. The decision shall be taken by the Head of the Institution."**
4. Without prejudice to the generality of his/her powers relating to the maintenance of discipline and taking such action in the interest of maintaining discipline as may seem to him/her appropriate. The Director, may in exercise of his/her powers aforesaid order or direct that any student or students.
  - a) Be expelled;
  - b) Be, for a stated period : be not for a stated period, admitted to a course or courses of study in AIIMS.
  - c) Be fined with a sum of rupees that may be specified;
  - d) Be debarred from taking any examination(s) for one or more semesters.
  - e) Withhold the result of the student(s) concerned in the Examination(s) in which he/she or they have appeared be cancelled.
  - f) Be prohibited for appearing or completing any examination for any unfair means like copying taking notes, mobiles or any other electronic gadgets inside the examination halls.
5. At the time of admission, every student shall be required to sign a declaration that on admission he/she submits himself/herself to the disciplinary jurisdiction of the Director and several authorities of the AIIMS who may be vested with the authority to exercise discipline under the Acts, the Statutes, the Rules and the rules that have been framed there under by competent authorities of AIIMS.

#### (ii) Prohibition of and Punishment for Ragging :

1. Ragging in any form is strictly prohibited, within the premises of College/Department of Institution and any part of AIIMS and also outside the AIIMS Campus.
2. Any individual or collective act or practice or ragging constitute gross indiscipline shall be dealt with under this Rules.



3. Ragging for the purposes of this rules, ordinarily means any act, conduct or practice by which dominant power or status of senior students is brought to bear on students freshly enrolled or students who are, in any way, considered junior or inferior by other students and includes individual or collective acts or practice which :
    - a) Involve physical assault or threat or use of physical force;
    - b) Violate the status, dignity and honour of women students;
    - c) Violate the status; dignity and honour of students belonging to the Scheduled Castes, Scheduled Tribes and Other Backward Castes.
    - d) Expose students to ridicule and contempt and affect their self-esteem;
    - e) Entail verbal abuse and aggression, indecent gesture and obscene behavior.
  4. The Director, Dean, Hostel Superintendent and Faculty of AIIMS shall take immediate action on any information of the occurrence of ragging.
  5. Notwithstanding anything in Clause (4) above, the Dean or any other Faculty member/or authority may also *suo moto* enquire into any incident of ragging and make a report to the Director of the identity of those who have engaged and the nature of the incident.
  6. The Dean may also submit an initial report establishing the identity of the perpetrators of ragging and the nature of the ragging incident.
  7. On the receipt of a report under clause (5) or (6) or a determination by the relevant authority disclosing the occurrence or ragging incidents described in the Clause 3(a), (b) and (c) the Director shall direct or order rustication of a student or students for a specific number of semester.
  8. The Director may in other cases of ragging order or direct that any student or students be expelled or be not, for a stated period, admitted to a course of study as AIIMS, departmental examination for one or more semesters or that the result of the student or students concerned in the examination(s) in which they appeared be cancelled.
  9. In case where students who have obtained degree(s) of AIIMS are found guilty under this Rules, appropriate action will be taken for withdrawal of degrees conferred by the AIIMS.
  10. For the purpose of this Rules, abetment to ragging will also amount to ragging.
- (iii) **Anti Sexual Harassment Monitoring Committee :**  
A statutory committee, comprising of members from the teaching and non-teaching staff as well as students looks into matters related to sexual harassment of students and staff in the college. Any person aggrieved in this matter may fearlessly approach the committee for a fair and concerned hearing and redressal.
- (iv) **Unauthorised absence of students :**  
Unauthorised absence of students will be informed to the Students and also Parents or Local Guardians. At least 3 reminders will be issued with a gap of 10 days by the Academic Section to these students. Thereafter the action of cancellation of the registration of the concerned will be decided by the Dean/ Director, AIIMS.

## VII

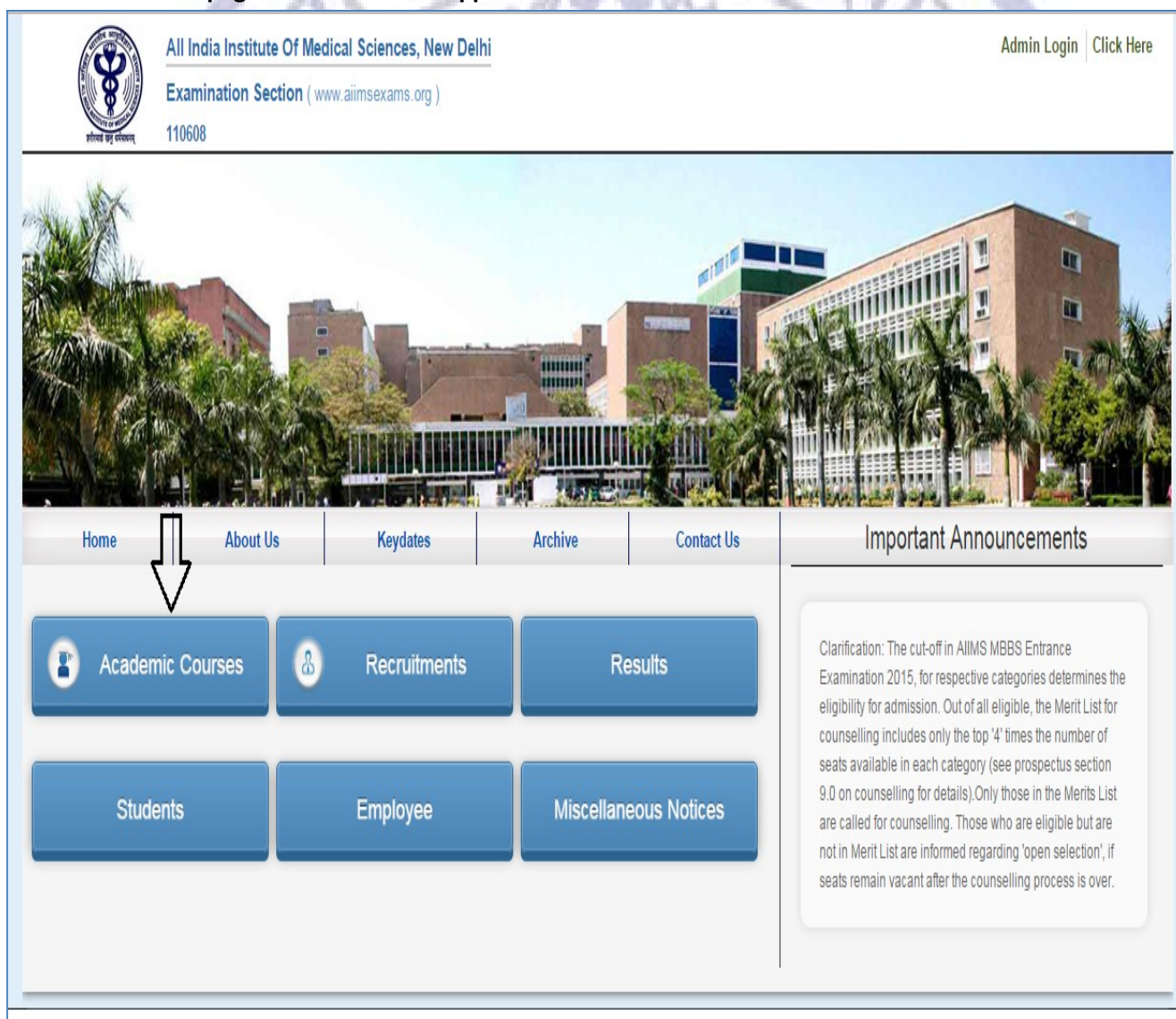
### APPENDIX - I - STATE CODE

Code	States / U. T.	Code	States / U. T.
01	Andhra Pradesh	19	Mizoram
02	Arunachal Pradesh	20	Nagaland
03	Assam	21	Orissa
04	Bihar	22	Punjab
05	Chhattisgarh	23	Rajasthan
06	Delhi	24	Sikkim
07	Gujarat	25	Tamil Nadu
08	Goa	26	Telangana
09	Haryana	27	Tripura
10	Himachal Pradesh	28	Uttar Pradesh
11	Jammu & Kashmir	29	Uttarakhand
12	Jharkhand	30	West Bengal
13	Karnataka	31	Andaman & Nicobar
14	Kerala	32	Chandigarh
15	Madhya Pradesh	33	Dadra & Nagar Haveli
16	Maharashtra	34	Daman and Diu
17	Manipur	35	Lakshadweep
18	Meghalaya	36	Puducherry

## User Manual

### **[Important Instructions for Applicants filling AIIMS - [DM/MCH & MD (Hospital Administration)] January 2018 Online Registration Form]**

- Open the website of All India Institute of Medical Sciences. The URL of the website is <http://www.aiimsexams.org>.
- The home page as shown below appears on the screen.




## Registration

- After opening the website, the next step is Registration.

By clicking on **Recruitments Tab** an Applicant can navigate to the desired post [Senior Residents/Senior Demonstrator](#)

- to registered him/her self.



**All India Institute Of Medical Sciences, New Delhi**

**Examination Section** ( [www.aiimsexams.org](http://www.aiimsexams.org) )

New Delhi - 110608

[Admin Login](#) | [AIIMS Website](#)


[Home](#)
[About Us](#)
[Keydates](#)
[Archive](#)
[Contact Us](#)

Branch	Undergraduate	Postgraduate	Super-specialization	Doctoral
Medicine	MBBS	MD/MS/MCh(6yrs)/DM(6yrs) MD (Hospital Administration)	DM MCh Fellowship Programme	PhD
Dentistry		MDS AIPGDE		
Nursing	B.Sc. (Hons) B.Sc. (Post Basic)	MSc (Nursing)		
Biotechnology		M Biotech		
Paramedical	B.Sc. (Hons) in Medical Technology in Radiography Bachelor of Optometry	MSc		

Select the course to go to the respective page for details

For New Registration, click on [Click Here](#) button on New Registration Page.

For already registered candidate, enter **Candidate Id**, **Password**(already sent on registered email id) and **Captcha** and then click on **Login** button.

 All India Institute Of Medical Sciences

Helpline No.: 8510010247, 9582949110 Online Support

**General Links..!**

- Home
- Notification
- Advertisement/Corrigendum
- Prospectus
- Introduction
- Schedule
- Seats and Cities
- Eligibility/Method of selection
- Course Fees
- Upload Images
- Registration
- FAQs
- User Manual

**AIIMS DM/MCh/MD(HOSPITAL ADMINISTRATION) July 2017 Session**

Welcome To The Login Page

If You have already registered, then kindly enter Candidate ID & Password for login, else click on [Click Here](#) Button for login credentials.

**New Registration !!**

Please read Advertisement carefully before proceeding  
If you have read the Advertisement carefully and not registered yet, then kindly register first by clicking the button given below.

[Click Here](#)

**Compatible Browsers**

It is recommended that use Internet Explorer, Firefox and Google Chrome latest version for best view and functionality.

**Applicant Login**

Candidate ID:

Password:

Enter Captcha:

2 0 0 0

Type the characters shown in the picture

[Login](#)

[Forgot your login details?](#)

**Important Announcement**

Applicant must ensure that their mobile number is not registered with DND (Do Not Disturb) service. Applicant must check his/her Email Inbox, Junk mail and Spam after registration to get Login Credential for complete registration process.



## Instructions Page

Once clicked for New Registration the applicant will be directed to Instructions Page. All applicants are advised to read the instructions carefully before proceeding for Registration. The steps of Registration process will guide you in completing the Registration process.

**General Links..!**  
Home  
Notification  
Advertisement/Corrigendum  
Prospectus  
Introduction  
Schedule  
Seats and Cities  
Eligibility/Method of selection  
Course Fees  
Upload Images  
Registration  
FAQs  
User Manual

**Instructions - Read instructions carefully and click "Proceed" Button given at bottom of page to register yourself.**  

- Online Registration is a 7 Step process. All Seven (7) Steps of Online Registration Process should be completed before closing date as per the Advertisement. To avoid last day rush and disappointment, it is advisable to complete online registration well before closing date. **Incomplete application form or with wrong or deliberately concealed information is liable to be straight away rejected without any intimation.**
- Applicant should fill correct basic details like Course applied for, Name, DOB, Address, Community, Gender, Contact No. etc. subsequently.
- After completion of 1st Step of Registration, Applicant will get SMS and Email intimating about Login Credentials (If Email is not received, Call Helpline immediately).
- Login with the credentials provided and change password on first time login. Password length should be between 8-10 characters. Please remember your password and do not share it with others.
- Fill correct Academic Details like Undergraduate Examination, Internship, Qualifying Examination and Medical Registration details etc.
- Fill Experience Details like experience in govt. hospital/institute or general practice, duration, position held etc.
- Select Examination Center City from city availability list (city availability list shows the real time status). Allotment of seat in chosen city is subject to payment confirmation.
- Payment of Registration Fee can only be done online through Debit card/Credit card and Internet Banking. Take printout of Payment Receipt generated and complete further steps of registration process.
- After successful payment of registration fees, My Page will be generated for each applicant bearing his/her entire information as filled by him/her along with a Unique Application Number which the applicant can use for future correspondence. My Page will provide information regarding Due Steps (those have to be completed before registration closing date) and Application/Registration Status, Admit Card, Results etc. of the applicant.
- Applicant is required to upload a recently taken Photograph, Signature and Thumb Impression in JPG/ JPEG format. The digital size of the image files must be between 10 KB-100 KB, failing which applicant will not be able to upload images and complete registration process. **The photograph to be uploaded must be clicked within 6 months from on-line registration opening date.**
- Applicant should take print of registration Slip and must check all information filled in form carefully before final submission of registration form. After submission of form no request for correction/changes will be entertained. **Taking print of Registration Slip is essential.**
- No written acknowledgement will be issued for the receipt of registration/application. However, the applicant can verify application status on [www.aiimsexams.org](http://www.aiimsexams.org) after submission of registration form. If you see any discrepancy, call us on Helpline No. 8510010247, 9562949110.
- Applicant need not to send hardcopy of registration slip or any other document to Exam Section, AIIMS. Always keep Registration Slip and payment receipt with you for future references.
- Read Advertisement and User Manual carefully before filling up the Online Registration Form.
- Before proceeding to register for AIIMS DM/M.Ch./Fellowship Programme/MD (Hospital Administration) January 2016 you must ensure that you have read and understood the eligibility criteria of course for which you intend to take Entrance Examination as your form can be rejected at any stage due to ineligibility.

**Proceed**

**Steps of Registration Process**  

```
graph TD
    A([Registration Login Page]) --> B{User}
    B -- New User --> C[1. Select Course and Register for Candidate Id and Login Credentials]
    B -- Existing User --> D[1.1 Login with Credentials provided on Email]
    C --> E[Change Password on first time Login]
    D --> E
    E --> F[2. Fill Qualification Details]
    F --> G[3. Fill Experience Details]
    G --> H[4. Add Centre Choice Details]
    H --> I[5. Make Payment]
    I --> J[6. Upload Images]
    J --> K[7. Generate Registration Slip]
    D -- 1.2 --> L[Recover Password]
```

After reading the instructions, click on **Proceed** button.

## Registration Form

On clicking the “Proceed” button Next page shown will be the **New Candidate Registration Form**.

(All #marked fields are optional).

Select the desired course for registration from list of Courses offered.

**General Links..!**  
Home  
Notification  
Advertisement/Corrigendum  
Prospectus  
Introduction  
Schedule  
Seats and Cities  
Eligibility/Method of selection  
Course Fees  
Upload Images  
Registration  
FAQs  
User Manual

**New Candidate Registration DM/MCh/Fellowship Programme/MD(Hospital Administration)** (# marked fields are optional)  
Course Applying for: **DM**  
**Personal Details**  
(Enter Full Name as per your University Degree.)  
Full Name: **ROHAN**  
(Do not add salutation for Father's/Mother's name.)  
Father's Name: **MOHAN** Mother's Name: **GEETA**  
Nationality: ☒ Indian ☐ OCI ☐ Other  
Applied Under: **General** Marital Status: ☐ Married ☒ Unmarried  
Department: **Critical Care Medicine**  
(All OBC Creamy Layer Candidate will be consider as General)  
Community: ☒ UR ☐ OBC(NCL) ☐ SC ☐ ST  
Date of Birth: **08/09/1987** Gender: ☒ Male ☐ Female ☐ Third Gender  
OPH: ☐ Yes ☒ No  
ID Proof: **Adhar Card** ID No.: **HGFDGHGF**  
(Please bring along this ID Proof at the time of examination)  
Place of Issue: **ZHGXFGH** Issue Date: # **12/09/2000**  
Valid Till: # **30/09/2015**  
**Contact Details**  
(Your Email ID and Mobile Number will be used for Communication and Notification through SMS and E-mail)  
Email ID: Confirm Email ID:  
Mobile No.: Confirm Mobile No.:  
Please enter your 10 digit mobile number only. Don't add "0" or "+91" before it. For Landline number please enter the "STD" code of that area.  
Alternate Number: # ☐ Mobile ☐ Landline  
**Address Details**  

Correspondence Address	Permanent Address
<input checked="" type="checkbox"/> Same as Correspondence Address	
Address Line 1: <b>JNKJ</b>	Address Line 1: <b>JNKJ</b>
Address Line 2: # <b>GFDFGD</b>	Address Line 2: # <b>GFDFGD</b>
Address Line 3: # <b>ZFDGZFG</b>	Address Line 3: # <b>ZFDGZFG</b>
Country: <b>India</b>	Country: <b>India</b>
State: <b>Himachal Pradesh</b>	State: <b>Himachal Pradesh</b>
City: <b>Sirmaur</b>	City: <b>Sirmaur</b>
Pincode: <b>123456</b>	Pincode: <b>123456</b>
Enter Captcha: <b>10623</b>	

Note: Fields Name, DOB, Community and OPH cannot be changed after payment. Please give due attention while filling these informations.

**Declaration of Eligibility:** Kindly read the declaration carefully and give consent on it

☒ I, hereby declare that the information filled in the form is correct and true to best of my knowledge. I further declare that I understand and fulfill the eligibility condition for AllMS DM/MCh/Fellowship Programme/MD(Hospital Administration) as mention in the prospectus.

**Register**

Read the Declaration of Eligibility carefully and give consent on it before submitting the form.

After filling the required information then click on **“Register”** button. After Click on register button a message will appear on screen containing **‘Candidate ID’ and ‘Password’**. An **Email and SMS** will also be sent to registered **E-mail Id** and **mobile number** having Login Credentials i.e. **Candidate ID** and **password**.

Please note this candidate id for future references.

## Change Password

Login with the provided login Credentials i.e. **Candidate Id and Password** and correct **Captcha**. On first time login, candidate has to change password Change Password through **Change Password** page. **Re-login** with the new changed password to complete due steps of Registration Process.

The screenshot displays the AIIMS registration portal interface. At the top, the header includes the AIIMS logo, the text 'All India Institute Of Medical Sciences', and the helpline number '8510010247, 9582949110'. Below the header, a blue bar shows 'WELCOME: ROHAN' and 'CANDIDATE ID:114083', along with the date and time 'Mon Sep 14 2015 11:46:02 GMT+0530 (India Standard Time)'. A navigation bar contains 'Logout' and 'My Page' buttons. A progress bar with 7 steps is shown, with step 1 (Registration) highlighted. The main content area is titled 'Change Password' and contains three input fields: 'Current Password', 'New Password', and 'Confirm Password'. A 'Submit' button is highlighted with an arrow, and an 'Exit' button is also visible. A sidebar on the left lists 'General Links..!' including Home, Notification, Advertisement/Corrigendum, Prospectus, Introduction, Schedule, Seats and Cities, Eligibility/Method of selection, Course Fees, Admit Card, Result, Call Letter, Upload Images, Registration, FAQs, User Manual, and Change Password. The footer contains the copyright notice: 'Copyright ©All India Institute of Medical Sciences, New Delhi. All rights Reserved'.

Click on **Proceed** button after filling all information.

## Candidate Information Page

After re-login the next page appears will page will show the **all Six (7) steps of Registration Process**. First step is new candidate **Registration for DM/MCH & MD(Hospital Administration)**.

**The color of the Number of the Step in Navigation Bar will change from Red to Yellow as the steps get completed and candidate can jump/go to any steps among the completed steps at any time.**

Color will change from red to Yellow as a step of registration gets completed

The screenshot displays the 'Candidate Information Page' for a user named ROHAN with Candidate ID: 114083. The page features a navigation bar at the top with seven steps: 1. Registration (highlighted in yellow), 2. Qualification Details (red), 3. Experience Details (red), 4. Center Choice (red), 5. Make Payment (red), 6. Upload Images (red), and 7. Registration Slip (red). Below the navigation bar, the 'My Details' section contains a table with personal and contact information. The 'Correspondence Address' and 'Permanent Address' sections are identical, listing address lines, country, state, city, and pincode. The 'Your Due Steps' section at the bottom lists five steps that are incomplete, each marked with a red 'X' and the word 'Incomplete'. The 'Proceed' button is highlighted with a white arrow.

My Details			
Candidate ID:	114083	Course Applied:	DM
Candidate Name:	ROHAN		
Father's Name:	MOHAN	Mother's Name:	GEETA
Date of Birth:	06-Sep-1987	Category:	UR
Applied Under:	General	Department:	Critical Care Medicine
Gender:	Male	ID Proof:	Adhar Card
Nationality:	Indian	Place of Issue:	ZHGXFH
Marital Status:	Unmarried	ID No.:	HGFDGHGF
OPH:	No	Issue Date:	12-Sep-2000
E-Mail:	avinash.gupta@digijuniv.com	Valid Till:	30-Sep-2015
Mobile No:	1231231230	Alternate Number:	--

Correspondence Address		Permanent Address	
Address Line 1:	JNKJ	Address Line 1:	JNKJ
Address Line 2:	GFDFGD	Address Line 2:	GFDFGD
Address Line 3:	ZFDGZFG	Address Line 3:	ZFDGZFG
Country:	India	Country:	India
State:	Himachal Pradesh	State:	Himachal Pradesh
City:	Sirmaur	City:	Sirmaur
Pincode:	123456	Pincode:	123456

Your Due Steps		
X	Qualification Details	Incomplete
X	Experience Details	Incomplete
X	Center Choice	Incomplete
X	Make Payment	Incomplete
X	Upload Images	Incomplete
X	Registration Slip	Incomplete

Click on **Proceed** button after filling all information.




## Edit Information Page

Candidate should re-check the filled in information, in case there is some error in the information filled in the form. Candidate can edit some information by clicking on **Edit Button**. It will redirect candidate to **Registration page** where some information can be edited.

WELCOME: ROHAN    CANDIDATE ID:114083    Mon Sep 14 2015 11:50:38 GMT+0530 (India Standard Time)

Logout    My Page



General Links...!

- Home
- Notification
- Advertisement/Corrigendum
- Prospectus
- Introduction
- Schedule
- Seats and Cities
- Eligibility/Method of selection
- Course Fees
- Admit Card
- Result
- Call Letter
- Upload Images
- Registration
- FAQs
- User Manual
- Change Password

1    2    3    4    5    6    7

Registration    Qualification Details    Experience Details    Center Choice    Make Payment    Upload Images    Registration Slip


My Details

Candidate ID:	114083	Course Applied:	DM
Candidate Name:	ROHAN		
Father's Name:	MOHAN	Mother's Name:	GEETA
Date of Birth:	08-Sep-1987	Category:	UR
Applied Under:	General	Department:	Critical Care Medicine
Gender:	Male	ID Proof:	Adhar Card
Nationality:	Indian	Place of Issue:	ZHGXFGH
Marital Status:	Unmarried	ID No.:	HGFDGHGF
OPH:	No	Issue Date:	12-Sep-2000
E-Mail:	avinash.gupta@digiviv.com	Valid Till:	30-Sep-2015
Mobile No:	1231231230	Alternate Number:	--

Correspondence Address		Permanent Address	
Address Line 1:	JNKJ	Address Line 1:	JNKJ
Address Line 2:	GFDFGD	Address Line 2:	GFDFGD
Address Line 3:	ZFDGZFG	Address Line 3:	ZFDGZFG
Country:	India	Country:	India
State:	Himachal Pradesh	State:	Himachal Pradesh
City:	Sirmaur	City:	Sirmaur
Pincode:	123456	Pincode:	123456

Your Due Steps

✗	Qualification Details	Incomplete
✗	Experience Details	Incomplete
✗	Center Choice	Incomplete
✗	Make Payment	Incomplete
✗	Upload Images	Incomplete
✗	Registration Slip	Incomplete


Edit    Proceed

Copyright © All India Institute of Medical Sciences, New Delhi. All rights Reserved

WELCOME: ROHAN CANDIDATE ID: 114083 Mon Sep 14 2015 12:02:44 GMT+0530 (India Standard Time)

Logout My Page

1 Registration 2 Qualification Details 3 Experience Details 4 Center Choice 5 Make Payment 6 Upload Images 7 Registration Slip

Registration Form (# marked fields are optional)

Course Applying for: DM

**Personal Details**

(Enter Full Name as per your University Degree.)  
Full Name: ROHAN

(Do not add salutation for Father's/Mother's name.)  
Father's Name: MOHAN Mother's Name: GEETA

Nationality: ☒ Indian ☐ OCI ☐ Other  
Applied Under: General Marital Status: ☐ Married ☒ Unmarried  
Department: Critical Care Medicine

(All OBC Creamy Layer Candidate will be consider as General)  
Community: ☒ UR ☐ OBC(NCL) ☐ SC ☐ ST  
Date of Birth: 08/09/1987 Gender: ☒ Male ☐ Female ☐ Third Gender  
OPH: ☐ Yes ☒ No  
ID Proof: Adhar Card ID No.: HGFDGHGF  
(Please bring along this ID Proof at the time of examination)  
Place of Issue: ZHGXFQH Issue Date: # 12/09/2000  
Valid Till: # 30/09/2015

**Contact Details**

(Your Email ID and Mobile Number will be used for Communication and Notification through SMS and E-mail)  
Email ID: avinash.gupta@digiviv.com Confirm Email ID: avinash.gupta@digiviv.com  
Mobile No.: 1231231230 Confirm Mobile No.: 1231231230  
Please enter your 10 digit mobile number only. Don't add "0" or "+91" before it. For Landline number please enter the "STD" code of that area.  
Alternate Number: # ☐ Mobile ☐ Landline

**Address Details**

Correspondence Address	Permanent Address
Address Line 1: JNKJ	Address Line 1: XBNVB
Address Line 2: # GDFDGD	Address Line 2: # XBNXBN
Address Line 3: # ZFDGZFG	Address Line 3: # VBNXVBN
Country: India	Country: India
State: Himachal Pradesh	State: Andhra Pradesh
City: Sirmaur	City: East Godavari
Pincode: 123456	Pincode: 236523
Enter Captcha: 6 1 0 6	

Note: Fields Name, DOB, Community and OPH cannot be changed after payment. Please give due attention while filling these informations.

**Declaration of Eligibility:** Kindly read the declaration carefully and give consent on it

☐ I, hereby declare that the information filled in the form is correct and true to best of my knowledge. I further declare that I understand and fulfill the eligibility condition for AIIMS DM/MCh/Fellowship Programme/MD(Hospital Administration) as mention in the prospectus.

Update

After click on **Update** button, Candidate will be navigated to **Qualification Details** Page.

## Qualification details

After first step of registration process is completed, the next step is to fill **Qualification Details**. Candidate should fill all the information asked for regarding Qualifying Examination, Internship and Medical Registration. After fill all required filled then click on **Save and Proceed** button.

WELCOME: ROHAN CANDIDATE ID:114083 Mon Sep 14 2015 12:12:01 GMT+0530 (India Standard Time)

Logout My Page

1 2 3 4 5 6 7

Registration Qualification Details Experience Details Center Choice Make Payment Upload Images Registration Slip

**Qualification Details**

**Under Graduate Qualification Details**

Degree Name: MBBS  
Degree From: ☒ Indian University ☐ Foreign University  
State Name: 3 - Assam University Name: GAFSDF  
Institute/Collage Name: Silchar Medical College, Silchar  
Admission Date (dd/mm/yyyy): 13/09/2004 Passing Date (dd/mm/yyyy): 18/09/2007

**Under Graduate Academic Details**

Marks Obtained: 89 Maximum Marks: 100 Percentage % : 89.00

**Internship Details**

Internship Status: ☒ Completed  
Internship Start Date: 18/09/2006 Completion Date: 18/03/2008 No. of Days: 548

**Qualifying Examination Details**

Qualification Status: ☒ Completed ☐ Pursuing  
Degree Name: MD Discipline: Anesthesiology  
Degree From: ☒ Indian University ☐ Foreign University  
State Name: 14 - Kerala University Name: DSJHMM  
Institute/Collage Name: --Select--  
Admission Date (dd/mm/yyyy): 20/07/1999 Passing Date (dd/mm/yyyy): 08/09/2003

**Medical Registration Details**

Registration Type: ☒ Permanent ☐ Provisional  
Registration Date: 19/01/2010 Registration Number: VB/NMQHG  
Registering Authority: MCI

Save & Exit Save & Proceed

Copyright © All India Institute of Medical Sciences, New Delhi. All rights Reserved

शरारमाद्य खलु धमसाधनम्

## Experience Details

After fill the Qualification Details, next step is **Experience Details**. Candidate has to fill requirement details related to Experience as desired according to the course applied for than **Add** it and proceed further.

The screenshot displays the registration portal for the AIIMS DM/M.Ch & MD (HA) Entrance Examination January Batch 2018. The user is logged in as Rohan with Candidate ID: 114083. The portal shows a progress bar with seven steps: 1. Registration, 2. Qualification Details, 3. Experience Details, 4. Center Choice, 5. Make Payment, 6. Upload Images, and 7. Registration Slip. The 'Experience Details' step is currently active. The form includes a sidebar with 'General Links' and a main section for 'Experience/Employment Details'. The form asks if the candidate has work experience (Yes/No) and if they are currently in service with a Government Institute/Hospital (Yes/No). It also includes fields for Institute/Hospital Name, Experience in, Position Held, Period From, Period To, and Nature Of Duties. An 'Add' button is present below these fields. At the bottom of the form, there are 'Save & Exit' and 'Save & Proceed' buttons. A white arrow points to the 'Save & Exit' button.

WELCOME: ROHAN CANDIDATE ID:114083 Mon Sep 14 2015 12:19:22 GMT +0530 (India Standard Time)

Logout My Page

1 Registration 2 Qualification Details 3 Experience Details 4 Center Choice 5 Make Payment 6 Upload Images 7 Registration Slip

Experience/Employment Details

Do you have work experience? ☒ Yes ☐ No

Are you currently in service with Government Institute/Hospital: ☐ Yes ☒ No

Institute/Hospital Name: fdsgrdghdghg

Experience in: dfgdghdgh

Position Held: vdsfcd

Period From: 15/03/2011

Period To: 23/09/2013

Nature Of Duties: gsfghfghgf

Add

Save & Exit Save & Proceed



## Centre Choice

The Forth step is **Centre Choice**. After filling Experience details candidate will be directed to **Centre Choice Page**. Candidate can choose his/her choice of exam city **On first come first serve basis** from the centre availability list (centre availability list shows the real time status of seats in a city).

**The allocation of centre is subject to the payment confirmation.** The centre allocation will be done on First Come First Serve basis; however AIIMS decision regarding the centre allocation will be final and cannot be challenged at any stage. Candidate can choose the payment option to make registration fee payment at centre choice page.

WELCOME: ROHAN CANDIDATE ID: 114083 Mon Sep 14 2015 12:24:55 GMT+0530 (India Standard T

Logout My Page

1 Registration 2 Qualification Details 3 Experience Details 4 Center Choice 5 Make Payment 6 Upload Images 7 Registration Slip

**Center Choice**

Center Choice:  [Check Center Availability status](#)

**General Links..I**

- Home
- Notification
- Advertisement/Corrigendum
- Prospectus
- Introduction
- Schedule
- Seats and Cities
- Eligibility/Method of selection
- Course Fees
- Admit Card
- Result
- Call Letter
- Upload Images
- Registration
- FAQs
- User Manual
- Change Password

**NOTE:** The city for Examination once chosen and confirmed after submission of fee will not be changed. Applicants should therefore choose a city (from available vacant slots). Exam city allocation is subject to payment confirmation. It may be noted that although AIIMS will make all efforts to ensure that the candidates is allotted a center in the cities chosen by the applicant, due to circumstance such as lack of sufficient number of candidates, logistic, administrative and other reasons, an Examination Center in another city may be allotted finally. Applicants are therefore required to be prepared to appear for the examination in the Examination Center allotted to them.

[Online Payment](#)

Center once allocated cannot be changed and any request in this regard will not be entertained. Click on

**Proceed** button for payment of Registration Fee.

## Make Payment

After Centre Choice, candidates will be navigated to **Payment** page to pay registration Fee. Payment of registration fee can only be done through **Online Mode i.e. Debit/Credit card and Internet Banking.**

WELCOME: ROHAN CANDIDATE ID:114083 Mon Sep 14 2015 12:24:55 GMT+0530 (India Standard T

Logout My Page

1 Registration 2 Qualification Details 3 Experience Details 4 Center Choice 5 Make Payment 6 Upload Images 7 Registration Slip

Center Choice

Center Choice:

Check Center Availability status

NOTE: The city for Examination once chosen and confirmed after submission of fee will not be changed. Applicants should therefore choose a city (from available vacant slots). **Exam city allocation is subject to payment confirmation.** It may be noted that although AIIMS will make all efforts to ensure that the candidates is allotted a center in the cities chosen by the applicant, due to circumstance such as lack of sufficient number of candidates, logistic, administrative and other reasons, an Examination Center in another city may be allotted finally. Applicants are therefore required to be prepared to appear for the examination in the Examination Center allotted to them.

Online Payment



WELCOME: ROHAN CANDIDATE ID:114083 Mon Sep 14 2015 12:46:18 GMT+0530 (India Standard Time)

Logout My Page

1 Registration 2 Qualification Details 3 Experience Details 4 Center Choice 5 Make Payment 6 Upload Images 7 Registration Slip

Payment Panel

City Name	Course Name	Amount	TransactionId	PaymentStatus	Proceed for Payment
Delhi/NCR	DM	1000	100012741047	Pending	Online

General Links: Home, Notification, Advertisement/Corrigendum, Prospectus, Introduction, Schedule, Seats and Cities, Eligibility/Method of selection, Course Fees, Admit Card, Result, Call Letter, Upload Images, Registration, FAQs, User Manual, Change Password

**Candidate can choose the payment mode of his choice from various options available to pay Application Fee**

STATE BANK MULTI OPTION PAYMENT SYSTEM

Net Banking

SBI  
Nil  
[Click Here](#)

Other Banks  
Bank Charges: 17.1  
[Click Here](#)

Card Payments

State Bank Debit Cards  
Bank Charges: Nil  
[Click Here](#)

Other Bank Debit Cards  
Bank Charges: 0.03  
[Click Here](#)

Credit Cards  
Bank Charges: 0.03  
[Click Here](#)

Other Payments Modes

Buddy  
Bank Charges: 5.75  
[Click Here](#)

**To pay Application fee through Credit/Debit Card**, candidate should enter the information asked for, to pay through on line mode and click on **PAY** button.

**State Bank of India**  
With you - all the way

### Welcome to State Bank of India's Secure Payment Gateway

Dear Customer,  
SBI Payment Gateway will secure your payment to **MOPSBIDRCARD**.


Select the type of card\*


Card Number \*   
(Please enter your card number without any spaces)

Name on Card

Purchase Amount

Word Verification \*   
Type the characters you see in the picture below

 [Click here for new image.](#)



AFTER PRESSING PAY, KINDLY DO NOT REFRESH AND DO NOT PRESS THE BACK BUTTON.

ALL INTERNET BASED TRANSACTIONS USING STATE BANK DEBIT CARDS WOULD NEED A 3D SECURE PASSWORD.

Verified by **VISA** **MasterCard** **SecureCode** **RuPay** **HACKER SAFE**

A service brought to you by State Bank of India

Note: This page will expire in 10 minutes and if you fail to complete the transaction in 10 minutes you will be redirected to the order page of MOPSBIDRCARD  
If you wish to discontinue with the order, request you to click on Cancel button, you will be redirected to the order page of MOPSBIDRCARD.

Candidate should enter the information asked for to pay through on line mode and click on **PAY** button.

**To pay Application fee through Net banking,** candidate should Login with your credentials of net banking and click on submit button to proceed for payment.

**State Bank of India**  
With you - all the way

03-Feb-2016 [02:43 PM IST]


### Login

User Name \*


Password \*

☐ Enable Virtual Keyboard

[FAQ](#) | [About Phishing](#)

 This site uses highly secure 256-bit encryption certified by VeriSign.

**Disclaimer:** The privacy of contract is between you and the service provider. Bank is only facilitating a payment mechanism and is not responsible for any deficiency in service by the service provider.



- > Mandatory fields are marked with an asterisk (\*)
- > Do not provide your username and password anywhere other than in this page
- > Your user name and password are highly confidential. Never part with them. SBI will never ask for this information.

© Copyright SBI. [Privacy Statement](#) | [Disclosure](#) | [Password Management](#) | [Security Tips](#) | [Terms of Use](#)

Application fee amount will reflect in the form and candidate should check the details carefully before clicking **Confirm** button.



Your previous site visit: 30-Jan-2016 09:08 IST

All India Institute Of Medical Sciences

03-Feb-2016 [14:45 IST] [Help](#)

You can debit any of your transaction accounts to pay All India Institute Of Medical Sciences.  
Select an account and enter All India Institute Of Medical Sciences payment details

Account No. / Nick name	Account Type	Branch
00000031845166704	Savings Account	GREEN PARK EXTENSION, NEW DELHI
Selected Account 00000031845166704		

Payment details



Your Reference No	100005443
Amount	1000
UDF1	-
UDF2	-
UDF3	-
Redirect URL	http://demo.aiimsonline.in/Response
Amount in words	One Rupees only

[Confirm](#) [Reset](#)

Candidate must remember to take printout of Payment Receipt as a proof of payment by clicking on **Print** button.



## Upload Images

After Successful Payment Confirmation, Candidate needs to upload their latest passport size Photograph, Signature and Thumb Impression. The supported digital image format includes gif, png,

**Choose File** No file chosen

- ☐ The uploaded photograph is not more than six months old.
- ☐ Background colour of photograph is white.
- ☐ Photograph is not blurred.
- ☐ Photograph size is as per instructions.
- ☐ This Photograph is mine.

**Accept**

**Instruction for photo upload:**

1. Draw a box of 374 (width\*height) cms on a white paper sheet.
2. Paste the photo in the box drawn. The photo should have white background. Photograph must be clicked within six months from On-line Registration opening date.
3. Scan the box only containing the photo pasted, not the whole sheet.
4. Set the size of image to 300\*400 (width\*height) pixels, quality of image as low and save as .jpg image.
5. Size of the scanned image should be 10 kb-100 kb only.

**Upload Signature** **Signature once uploaded cannot be changed, unless rejected by AIIMS.**

**Choose File** No file chosen

- ☐ Background colour of signature is white.
- ☐ Signature is not blurred.
- ☐ Signature size is as per instructions.
- ☐ This Signature is mine.

**Accept**

**Instruction for Signature upload:**

1. Draw a box of 472 (width\*height) cms on a white paper sheet.
2. Take a thick tip black/blue ink pen (preferably fountain pen).
3. Sign inside the box drawn only. Signature should be clear without overwriting.
4. Scan the box containing the signature only, not the whole sheet.
5. Set the size of image to 400\*200 (width\*height) pixels, quality of image as low and save as .jpg image.
6. Size of the scanned image should be 10 kb-100 kb only.

**Upload Left Thumb Impression** **Thumb Impression once uploaded cannot be changed, unless rejected by AIIMS.**

**Choose File** No file chosen

- ☐ Background colour of Thumb Impression is white.
- ☐ Thumb Impression is not blurred and lines are clearly visible.
- ☐ Thumb Impression size is as per instructions.
- ☐ This Thumb Impression is mine.

**Accept**

**Instruction for Thumb Print upload:**

1. Draw a box of 372 (width\*height) cms on a white paper sheet.
2. Put your left thumb on a blue/black ink pad. Ink should have covered your entire thumb.
3. Put your thumb print in the box drawn on paper sheet. Do not press thumb too hard.
4. Thumb print should be clear such that the curves on thumb can be clearly seen in print.
5. Scan the box containing the thumb print only, not the whole sheet.
6. Set the size of photo to 300\*200 (width\*height) pixels, quality of image as low and save as .jpg image.
7. Size of the scanned image should be 10 kb-100 kb only.

**Note: - Photograph, Signature and Thumb once uploaded cannot be changed, Please give due attention while uploading images**

☐ **DECLARATION:** I hereby declare that the information furnished by me in the Registration/Application Form is correct and nothing has been concealed. In case any information furnished by me is found to be false/incorrect/untrue then I shall be liable to civil/criminal prosecution and my claim to admission/appointment/registration/ service in the Institute may be cancelled/terminated.

**Save & Exit** **Save & Proceed**

jpg/jpeg.

First read the instructions given regarding **Photo, Signature and Thumb Impression** upload. To upload image click **Choose File button** and browse to path where the image is stored. You can see the preview of the uploaded images. Please refer to **Sample Images** provided on the page, if you are satisfied with the preview of images, click on **Accept** button else try again to upload the images. After uploading all three required images, give consent on the declaration and click on **Save & Proceed** button. Images once uploaded cannot be changed later so candidates are requested to pay due attention while uploading the images.

## Registration Slip

The sixth and the Last Step is **Registration Slip** generation. Candidate must take print of Registration Slip once all steps of registration are completed. Click on **Submit** button and take printout of Registration Slip.




Registration Slip contains all the details provided by candidate during on line registration i.e. Personal Details, Qualification Details, Experience Details, Payment details and Uploaded Images etc.



### All India Institute of Medical Sciences

Ansari Nagar, New Delhi - 110608  
Entrance Examination - 2016

#### Registration Slip - AIIMS DM, Jan 2016

Candidate Profile		Registration No.: 110373		Registration Date: 14/09/2015	
Name: ROHAN	Date of Birth: 08/09/1987	 DIVYANSH BHATIA 05-05-2015			
Gender: Male	Marital Status: UNMARRIED				
Father's Name: MOHAN	Category: UR				
Mother's Name: GEETA	Disability Status: Yes				
Applied Under: General	Department: Critical Care Medicine				
Nationality: INDIAN					
<b>Contact Details</b>					
Address for Correspondence: JNKJ, GFDFGD, ZFDGZFG, Sirmaur, Himachal Pradesh, India, 123456			Permanent Address: XBNVB, XBNXBN, VXB NXVB, East Godavari, Andhra Pradesh, India, 236523		
Phone No(s): 1. 1231231230, 2. -			E-Mail ID: avinash.gupta@diyuuniv.com		
<b>Qualification Details</b>					
S. No.	Level	Name of Degree	University	Institution Name	Date of Passing
1	Under Graduate	MBBS	CFGHFJGHJ	Silchar Medical College, Silchar	18/09/2007
2	Post Graduate	MD	DSJHMM	Medical College, Thiruvananthapuram	08/09/2003
<b>Medical Registration Details</b>					
Registration Type: Permanent		Registering Authority: MCI		Reg. Date: 19/01/2010	Reg No.: VBVNMGHG
<b>Valid Photo Identity (To be presented in original at the Examination Center along with Admit Card)</b>					
Nature of ID: Adhar Card	ID No: HGFDGHGF	Place of Issue: ZHGXFGH	Issue Date: 12/09/2000	Valid Till: 30/09/2015	
<b>Payment Details</b>					
Mode: Exempted	Date: 14/09/2015	Transaction ID: 0		Amount: 0.00	
<b>Examination Center opted: Delhi/NCR</b>					
 Applicant Thumb		 Applicant Signature			


**DECLARATION:** I hereby declare that the information furnished by me in the Registration/Application Form is correct and nothing has been concealed. In case any information furnished by me is found to be false/incorrect/untrue than i shall be liable to civil/criminal prosecution and my claim to admission/appointment/registration/ service in the Institute may be cancelled/terminated.

Back

Submit



Check all the details in **Registration Slip** carefully, if some entered information is to be corrected/ edited then click on edit button, do the necessary corrections and then click on **Final Submit button**.



**All India Institute**  
Ansari Nagar,  
Entrance E

**Registration Slip - AI**

Candidate Profile		Registration		
Name: ROHAN				
Gender: Male				
Father's Name: MOHAN				
Mother's Name: GEETA				
Applied Under: General				
Nationality: INDIAN				
Contact Details				
Address for Correspondence: JNKJ, GFDFGD, ZFDGZFG, Sirmaur, Himachal Pradesh, India, 123456				
Phone No(s): 1. 1231231230 , 2. -				
Qualification Details				
S. No.	Level	Name of Degree	University Name	Inst
1	Under Graduate	MBBS	CFGHFJGHJ	Silc
2	Post Graduate	MD	DSJHMM	Me
Medical Registration Details				
Registration Type: Permanent			Registering Authority: MCI	

Take the print of the Registration Slip after final submission of form. Candidate can take the print out of the **Registration Slip** by clicking on **Print** button

After clicking Final Submit button, color of navigation bar of all the steps of registration process will change to **Yellow from Red**.

After completing all 7 steps of registration candidate will be registered successfully and **Logout** automatically.



Candidates are required to upload their Photograph, Signature and Left Thumb Impression during Online Registration.

**PHOTOGRAPH:**





















1. One (1) recent color passport size photograph with **white background** is required. The dimensions of the photograph should be 3.5\*4.5 cms (width\*height).
2. Black & White / Polaroid photographs are NOT acceptable. Photograph should not be taken by mobile phone camera.
3. Photograph should be taken professionally, so that it may not blur while enlarging it.
4. Photograph MUST be taken recently and should not be taken more than six months prior from the start of Online Registration.
5. Draw a box having size 3.5 x 4.5 cms (width\*height) on a plain white sheet and paste the photograph inside the box.
6. Select the area having photograph only, not the whole sheet and scan the photograph on 200 dpi.
7. Save the scanned image as "Photograph.jpg" (supported formats include jpg/ jpeg, gif, png). Keep the size of image between 10 KB to 100 KB.





















**UPLOADING PHOTOGRAPH:**

Candidates must upload Photograph to correct specified field. Do not make any mistake in uploading Photograph

















1. To upload "**Photograph.jpg**"
  - a. Click "Choose File" button right to the photograph field.
  - b. Select the scanned "**Photograph.jpg**" file from saved location and click "Open" button.

While uploading images during Online Registration, please refer following Not Acceptable/ Acceptable sample images.

Not acceptable Photograph	Reason for Rejection	Acceptable
	<b>Poor digital Resolution(100x75)</b>  	
	<b>Facial area is less than 50% of total</b>  	
	<b>Coloured background</b>  	
	<b>Shadow on face</b>  	
	<b>Dark/Tinted Spectacles or Sunglasses</b>  	

Not acceptable Photograph	Reason for Rejection	Acceptable
	Too much glare on spectacles  	
	Spectacle rim over eyes  	
	Lock of hair over eyes  	
	Not looking straight into camera  	
	Cropped image  	



Not acceptable Photograph	Reason for Rejection	Acceptable
	<b>Improper flash or improper lighting</b>  	
	<b>Photo taken with mobile phone (including "selfies") resulting in distorted face</b>  	
	<b>Distortion due to enlargement of an original smaller image</b>  	
	<b>Black &amp; White Photographs</b>  	

INSTITUTE OF MEDICAL SCIENCES  
शरीरमाद्यं खलु धर्मसाधनम्



## **SIGNATURE:**

1. Draw a box of size **6 x 3 cms** (width \* height), on a plain white sheet and put the signature inside the box.
2. Signature should be done with thick point Black/Blue pen only. Signatures having only Initials or done in CAPITAL letters are not acceptable.
3. Scan the area having signature only not the whole sheet. Scan the signature on 200 dpi. It should not be blurred while enlarging it.
4. Save the scanned image as "**Signature.jpg**". Supported formats of the image include jpg/jpeg, gif, png. Keep the size of the image between **10 KB to 50 KB**.

## **UPLOADING SIGNATURE:**

**Candidates must upload Signature to correct specified field. Do not make any mistake in uploading Signature.**

1. To upload "Candidate Signature.jpg"
2.
  - a. Click "Choose file" button right to the signature field.
  - b. Select the scanned "**Signature.jpg**" file from saved location and click "Open" button.

**While uploading Signature during Online Registration, please refer following Not Acceptable/ Acceptable sample Signature images.**

		Properly uploaded signature that is in black with white background . The signature is clear and of proper size.
		NOT ACCEPTABLE: Signature uploaded is very small
		NOT ACCEPTABLE: Signature is in coloured ink
		NOT ACCEPTABLE: Signature uploaded is too light and unclear
		NOT ACCEPTABLE: Signature uploaded alongwith background
		NOT ACCEPTABLE: Signature uploaded is partly obscured by marks / sprinkled ink
		NOT ACCEPTABLE: Signature uploaded is blurred
		NOT ACCEPTABLE: Signature is cropped / not scanned properly

### LEFT THUMB IMPRESSION:

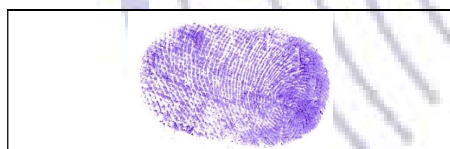
1. Draw a box of size **4 x 3 cms** (width \* height) on a plain white sheet.
2. Take a good quality Blue/Black ink stamp pad.
3. Put your left thumb gently on the stamp pad and role lightly in horizontal manner.
4. The lines of the finger should be clearly visible in the print.
5. Scan the area of white sheet having thumb impression only, not the whole sheet.
6. Scan the left thumb impression on 200 dpi. It should not be blurred while enlarging it.
7. Save the image as "Left Thumb Impression.jpg". Supported formats of the image include jpg/jpeg, gif, png.
8. Keep the size of image between **10 KB to 50 KB**.

### UPLOADING LEFT THUMB IMPRESSION:

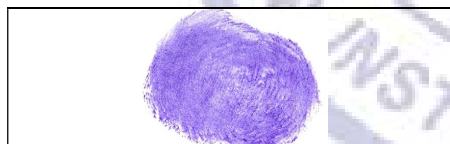
Candidates must upload Left Thumb Impression to correct specified field. Do not make any mistake in uploading Left Thumb Impression.

1. To upload "**Candidate Left Thumb Impression.jpg**"
  - a. Click "Choose file" button right to the Left Thumb Impression field.
  - b. Select the scanned "**Left Thumb Impression.jpg**" file from saved location and click "**Open**" button.

**While uploading Left Thumb Impression during Online Registration, please refer following Not Acceptable/ Acceptable sample Left Thumb Impression images.**



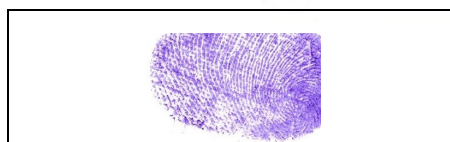
Properly uploaded Left Thumb Impression in .jpg . The Left Thumb Impression is clear and of proper size.



NOT ACCEPTABLE: Left Thumb Impression uploaded is blurred.



NOT ACCEPTABLE: Left Thumb Impression uploaded is partly obscured by too much ink.



NOT ACCEPTABLE: Left Thumb Impression uploaded is partly cropped / not scanned completely

## FORMAT OF SPONSORSHIP CERTIFICATE BY CENTRAL/STATE GOVT./ARMED FORCES (SPONSORING AUTHORITIES)

1. I certify that Dr./Miss/Mrs./Mr.\* \_\_\_\_\_ is being sponsored for training leading to the award of **DM/M.Ch & MD (Hospital Administration) Entrance Examination** Degree in \_\_\_\_\_ at All India Institute of Medical Sciences for the session commencing in **January 2018**.
2. That Dr./Miss/Mrs./Mr.\* \_\_\_\_\_ is a permanent employee of \_\_\_\_\_ (name of the State/Central Govt. Dept./Office/Armed Forces/ the Competent Authorities of PSU/Autonomous Body etc.)
3. That Post-Doctoral/ Post Graduate [**DM/M.Ch & MD (Hospital Administration) Entrance Examination** for which the candidate is being sponsored, is not available in this State.
4. That he/she after getting the training at the AIIMS will be suitably employed by the sponsoring authority in the speciality in which training is to be provided in All India Institute of Medical Sciences.
5. That the candidate will be paid all emoluments by the sponsoring authority during the entire training period. Such payment will not be the responsibility of the All India Institute of Medical Sciences.
6. That the candidate is being sponsored for the entire duration of the course as specified in the prospectus for the above mentioned course.

**Date :** \_\_\_\_\_ **Signature of** \_\_\_\_\_  
**Place :** \_\_\_\_\_ **Name** \_\_\_\_\_  
**Designation** \_\_\_\_\_  
**Office Seal** \_\_\_\_\_  
(in BLOCK LETTERS)

\*Delete whichever is not required.

### IMPORTANT:

- (i) **The above certificate, duly signed only by the Competent Authority i.e. Secretary/Director General of Health Services of the Central/State Government concerned/ DGAFMS/ Director/ Executive Head, will be considered.**
- (ii) No addition or alteration in the above certificate is allowed.
- (iii) Subject/Discipline must be specified in the sponsorship certificate failing which the candidature will not be considered under the sponsored category.

**NOTE 1:** While sponsoring the candidates, the Central/State Government/Defence Authorities/PSU/Autonomous Bodies should furnish a certificate prescribed for this purpose duly completed and signed by the competent authority.

**NOTE 2:** The 'Sponsorship Certificate' should indicate the discipline/speciality for which the candidate is being sponsored, failing which the application will not be considered under the Sponsored Category.

**PROFORMA FOR OTHER BACKWARD CLASS (OBC) CERTIFICATE**

**(Certificate to be Produced by other Backward Classes applying for Admission to Central Educational Institutions (CEIs), Under The Government of India)**

This is to certify that Shri /Smt./Kum. \_\_\_\_\_ Son/Daughter of  
Shri/Smt. \_\_\_\_\_ of Village/Town \_\_\_\_\_ District/Division \_\_\_\_\_ in the  
\_\_\_\_\_ State belongs to the \_\_\_\_\_ Community which is recognized as a  
backward class under:

- (i) Resolution No. 12011/68/93-BCC(C) dated 10/09/93 published in the Gazette of India Extraordinary part I Section I No. 186 dated 13/09/93.
- (ii) Resolution No. 12011/9/94-BCC dated 19/10/94-BCC dated 19/10/94 published in the Gazette of India Extraordinary part I Section I No. 163 dated 20/10/94.
- (iii) Resolution No. 12011/7/95-BCC dated 24/05/95 published in the Gazette of India Extraordinary part I Section I dated 25/05/95.
- (iv) Resolution No. 12011/96/94-BCC dated 09/03/96.
- (v) Resolution No. 12011/44/94-BCC dated 06/12/96 published in the Gazette of India Extraordinary part I Section I No. 210 dated 11/12/96.
- (vi) Resolution No. 12011/13/97-BCC dated 03/12/97.
- (vii) Resolution No. 12011/99/94-BCC dated 11/12/97.
- (viii) Resolution No. 12011/68/98-BCC dated 27/10/99.
- (ix) Resolution No. 12011/88/99-BCC dated 06/12/99 published in the Gazette of India Extraordinary Part I Section I No. 270 dated 06/12/99.
- (x) Resolution No. 12011/36/99-BCC dated 04/04/2000 published in the Gazette of India Extraordinary Part I Section I No. 71 dated 04/04/2000.
- (xi) Resolution No. 12011/44/99-BCC dated 21/09/2000 published in the Gazette of India Extraordinary Part I Section 1 No. 210 dated 21/09/2000.
- (xii) Resolution No. 12015/09/2000-BCC dated 06/09/2001.
- (xiii) Resolution No. 12011/01/2001-BCC dated 19/06/2003.
- (xiv) Resolution No. 12011/04/2002-BCC dated 13/01/2004.
- (xv) Resolution No. 12011/09/2004-BCC dated 16/01/2006 published in the Gazette of India Extraordinary Part I Section I No. 210 dated 16/01/2006.

Shri/Smt./Kum. \_\_\_\_\_ and/or his family ordinarily reside(s) in  
the \_\_\_\_\_ District/Division of \_\_\_\_\_ State.

This is also to certify that he/she does not belong to the persons/sections (Creamy Layer) mentioned in Column 3 of the Scheduled to the Government of India. Department of Personnel & Training O.M. No. 36012/22/93-Estt. (SCT ) dated 08/09/93 which is modified vide OM No. 36033/3/2004 Estt. (Res.) dated 09/03/2004 or the latest notification of the Government of India.

Dated :

District Magistrate/Competent Authority Seal

**NOTE:**

- a) The Term Ordinarily used here will have the same meaning as in Section 20 of the Representation of the People Act, 1950.
- (b) The authorities competent to issue Caste Certificates are indicated below:
  - (i) District Magistrate/Additional Magistrate/Collector/Deputy Commissioner/Additional Deputy Commissioner/Deputy Collector/1st Class Stipendiary Magistrate/Sub-Divisional Magistrate/Taluka Magistrate/Executive Magistrate/Extra Assistant Commissioner (not below the rank of 1st Class Stipendiary Magistrate.)
  - (ii) Chief Presidency Magistrate/Additional Chief Presidency Magistrate/Presidency Magistrate.
  - (iii) Revenue Officer not below the rank of Tehsildar.
  - (iv) Sub-Divisional Officer of the area where the candidate and/or his family resides.



## FORM OF SC/ST CERTIFICATE PRESCRIBED

Form of certificate as prescribed in M.H.A., O.M., No. 42/21/49-N.G.S. dated the 28.1.1952, as revised in Dept. of Per-& A.R. letter No. 36012/6/76-Est. (S.CT), dated the 29.10.1977, to be produced by candidate belonging to a Scheduled Caste or a Scheduled Tribe in support of his/her claim.

### CASTE CERTIFICATE

This is to certify that Shri/Smt./Kum.\*.....  
son/daughter\*of.....of.....village/town\*.....in  
district/Division\*.....of the State/Union Territory\*..... belongs to the  
.....Caste/Tribe which is recognised as a Scheduled Caste/Scheduled Tribe\* under :

- The Constitution (Scheduled Caste) Order, 1950
- The Constitution (Scheduled Tribe) Order, 1950
- The Constitution (Scheduled Caste) (Union Territories) Order, 1951
- The Constitution (Scheduled Tribe) (Union Territories) Order, 1951

% 1. (as amended by the Scheduled Caste and Scheduled Tribes Lists (Modification) Order, 1956, the Bombay Re-organization Act, 1960, the Punjab Re-organization Act, 1966, the State of Himachal Pradesh Act, 1970 the North Eastern Areas (Re-organization) Act, 1971 and the Scheduled Castes and Scheduled Tribes Orders, (Amendment) Act, 1976). The Constitution (Jammu and Kashmir) Scheduled Caste Order, 1956.

- The Constitution (Andaman and Nicobar Islands) Scheduled Tribes Order, 1959.
- The Constitution (Dadra and Nagar Haveli) Scheduled Caste Order, 1962.
- The Constitution (Dadra and Nagar Haveli) Scheduled Tribes Order, 1962.
- The Constitution (Pondichery) Scheduled Caste Order, 1964
- The Constitution (Uttar Pradesh) (Scheduled Tribes) Order, 1967
- The Constitution (Goa, Daman & Diu) Scheduled Caste Order, 1968.
- The Constitution (Goa, Daman & Diu) Scheduled Tribes Order, 1968.
- The Constitution (Nagaland) Scheduled Tribes Order, 1970.
- The Constitution (Sikkim) Scheduled Caste Order, 1978.
- The Constitution (Sikkim) Scheduled Tribes Order, 1978.

% 2. Applicable in the case of Scheduled Caste/Schedule Tribe persons who have migrated from one State/ Union Territory Administration:

This certificate is issued on the basis of the Scheduled Caste/Scheduled Tribe certificate issued to Shri / Smt\*.....father/mother of Shri/Smt/Kum\*.....of village/town\*..... in District/Division\* of the State/Union Territory\*..... who belongs to the.....caste/tribe which is recognised as a Scheduled Caste/Scheduled Tribe\* in the State/Union Territory\*..... issued by the (name of prescribed authority) vide their No.....date..... % 3. Shri\*/Smt.\*/Kum\*..... and/or his/her\* family ordinary reside(s) in village/town\*..... of the State/Union Territory of.....

Place ..... State/Union Territory ..... Signature.....  
Date ..... \*\*Designation.....  
(With seal of Office)

- Please delete the words which are not applicable.
- Please quote specific Presidential Order.
- Delete the paragraph which is not applicable.
- \*\* Should be signed by the Authorities empowered to issue Scheduled Caste/Scheduled Tribe certificates as specified above.

शरीरमाद्यं खलु धर्मसाधनम्

**Note:-**

- The information will appear in the website strictly as per time schedule laid down in the Prospectus. Telephonic queries / written requests prior to the scheduled date mentioned in the Prospectus regarding receipt of application, acceptance, hoisting of admit cards etc. will not be entertained.

**For enquiries relating to Entrance Examination please contact:**

**Assistant Controller (Exams)**

**Examination Section**

**All India Institute of Medical Sciences (AIIMS)**

**Ansari Nagar, New Delhi -110 608**

**Tel: 26589900, 26588500 Extn. 6421, 4499, 6422**

**Fax: 011 2658 8789**

**[www.aiimsexams.org](http://www.aiimsexams.org)**

**DISCLAIMER**

The prospectus is a compilation of information obtained and collated from Examination and Academic Sections of AIIMS, New Delhi, other new AIIMS and related sources. Due care has been taken to faithfully reproduce the information provided by various sources.

The AIIMS, New Delhi disclaims any liability towards any individual or group of individuals for any loss or damages caused due to him/her arising out of any action taken on the basis of any information contained in this prospectus that may be due to inadvertent omissions or errors or for any other reason whatsoever.

The AIIMS, New Delhi reserves the right to suitably modify, update or delete or add any part of the prospectus as may be considered necessary by the competent authorities.